



Yosemite Community College District
Human Resources

Part-Time Faculty – New Hire Documents

Please use 1st day of start of work when signing all documents. Sign & return the following:

- ☐ **Part-Time Faculty Application.** This will be submitted to the Human Resources Office by your department.
- ☐ **OFFICIAL College Transcripts.** It is the employee's responsibility to submit Official Transcripts for all conferred degrees and/or academic units evaluated toward salary placement. Please send Official Transcripts to YCCD, Attention HR, PO Box 4065, Modesto CA 95352. For Foreign Degree Evaluation, please refer to <https://www.yosemite.edu/hr/foreigndegreeevaluation>.
- ☐ **Verification of Experience.** It is the responsibility of the employee to submit all Academic and Vocational Verification of Experience forms to the Human Resources Offices of previous employers for completion.
- ☐ **Fingerprint & Criminal History Background Check.** At employee expense. Additional information enclosed. Required within a maximum of 10 working days from the date of employment.
- ☐ **TB Clearance.** No academic employee shall commence service until certificate has been provided. TB Clearance is a condition of employment. Free testing: MJC Health Services on East 209-575-6038 or West Campus 209-575-6281. Columbia – Nursing services currently unavailable. At your own expense, you may use your primary care provider. **If you have tested positive in the past, please notify the Campus Nurse prior to testing.**
- ☐ **I-9 Form – Employment Eligibility Verification.** Verifies you are legally eligible to work in the U.S. Complete Section 1. Date with first day of work. See "List of Acceptable Documents" and provide identification from that list.
- ☐ **W-4 Form.** Use your legal name (as listed on your Social Security card) and mailing address.
- ☐ **EDD Employee's Withholding Allowance Certificate.** This form is required for state income tax withholding.
- ☐ **CalSTRS Permissive Membership.** You are eligible to elect membership into CalSTRS Defined Benefit Program. For detailed information please visit: www.calstrs.com . If you decline enrollment in STRS, you will automatically be enrolled in APPLE. For more information, contact Payroll at (209) 575-6539.
- ☐ **Statement Concerning your Employment in a Job Not Covered by Social Security.**
- ☐ **Oath of Affirmation**
- ☐ **Policy Acknowledgement**
- ☐ **Recipient Designation Form.** In the event of death, this form designates your monetary recipient.
- ☐ **Confidential Data Sheet**
- ☐ **Emergency Contact Information**
- ☐ **YFA New Member Form**
- ☐ **Payroll Direct Deposit.** (Optional) Use for direct deposit, and attach a voided check.
- ☐ **Parking Permit Information**

<p>Are you a Retiree from CalSTRS or CalPERS? <input type="checkbox"/> Yes <input type="checkbox"/> No</p>

For Information Only:

Welcome to CalSTRS
Certificated Adjunct/Overload Hourly Salary Schedule
Affordable Care Act Notice

On-the-Job Injury Reporting Procedure
Schedule of Holidays

I have received, understand, and completed all the above documents. I understand that all documents are due in Human Resources no later than the 1st day of start of work and failure to complete fully and sign all required documents may result in delay in salary placement, delay in pay and/or delay in start of work.

Employee Signature: _____ Date: _____



Yosemite Community College District
Human Resources

VERIFICATION OF EXPERIENCE – VOCATIONAL (NON – TEACHING)

To be completed by HR or equivalent of Former Employer.		FROM: Human Resources Yosemite Community College District PO Box 4065 Modesto, CA 95352 Phone: (209) 575-6968 Fax: (209) 575-6969
Former Employer:		
Address:		
Fax#:	PH#:	

Please provide YCCD with verification of vocational experience for the employee listed below. You may copy this form if additional space is needed. Contact YCCD Human Resources at (209) 575-6968 if you have any questions.

The employee's signature below authorizes you to provide this information.

		*** **
Employee Name (Printed)	Last Four Numbers of Social Security	
Employee Signature	Date	

Please supply the following information:

Position Title	Start Date	End Date	Paid	Were the position(s) Full Time or Part Time:	
			Yes / No		
			Yes / No		
			Yes / No		
			Yes / No		

If PART Time:

Hours Worked Per Week:

Hours Equivalent to FULL Time:

If position(s) were an unpaid position, please explain:

I certify that, to the best of my knowledge, the above information is true and correct:

Prepared By (Print): _____ Title: _____

Signature: _____ Contact Number: _____



Yosemite Community College District
Human Resources

VERIFICATION OF EXPERIENCE – Instructional / Academic

Former Employer:		FROM: Human Resources Yosemite Community College District PO Box 4065 Modesto, CA 95352 Phone: (209) 575-6968 Fax: (209) 575-6969
HR Contact:		
Address:		
Fax#:	PH#:	

Please provide YCCD with verification of teaching experience for the employee listed below. You may copy this form if additional space is needed. Contact YCCD Human Resources at (209) 575-6968 if you have any questions.

The employee's signature below authorizes you to provide this information.

Employee Name (Printed)	Social Security Number
Employee Signature	Date

Please supply the following information:

A Full Time Employee Works:	This institution is on the following schedule:
Hours Per Week:	Quarter: # of weeks
Units Per Semester:	Trimester: # of weeks
Classes Per Semester:	Semester: # of weeks
Other:	Other:

Please supply the information for the PART TIME or FULL TIME teaching position this individual held with you.
Use additional pages if necessary.

Duties / Classes	Percentage of Full Time	Time Worked	
<i>Example: Comp Sci 101</i>	<i>0.3</i>	From: 1 / 1 / 2016	To: 12 / 31 / 2016
		From:	To:
		From:	To:
		From:	To:
		From:	To:

Human Resources Only:

I certify that, to the best of my knowledge, the above information is true and correct:

Prepared By (Print): _____ Title: _____

Signature: _____ Contact Number: _____

Return this form by fax or mail to the above address



IMPORTANT NOTICE ON FINGERPRINTS

YCCD requires all new employees to undergo fingerprinting for criminal history background checks. An individual who is to be employed or volunteering in Child Care Departments, or as a Custodian, or in the Campus Safety Department or if they have disclosed a misdemeanor or felony, must clear fingerprinting and background checks prior to beginning work.

Required at LIVESCAN Locations:

- 1) Valid picture ID (Driver's License, Passport, etc.)
- 2) LiveScan Submission Form (from MJC Security / Columbia Business Office)
- 3) Payment

COLUMBIA: Please report to Columbia College Business Office (209-588-5114) to pick up your LiveScan form. There is a \$49.00 processing charge. Accepted payments - cash, check, credit card, Venmo, and Apple/Google pay. Make check or money order payable to YCCD.

* * * * *

LIVESCAN locations:

Tuolumne County Superintendent of Schools	By appt. Only
175 S. Fairview Ln.	Mon & Wed: 12pm – 3:30pm
Sonora	Tues, Thurs, & Fri: 10:00am – 1:00pm
209-536-2013	Cost: \$23 (Exact amount for cash)

MODESTO: Please report to MJC Campus Safety (209-575-6351) to pick up your Live Scan form. There is a \$49.00 processing charge payment method: cash (exact amount) check or money orders are accepted. Make check or money order payable to YCCD. Also know your social security number, supervisor's name, and your working title.

* * * * *

LIVESCAN locations:

CSU, Stanislaus	Walk-Ins Only
801 West Monte Vista Ave	Mon & Fri 8am-3pm
Turlock	Tues, Weds, Thurs: 8am-7pm
209-667-3124	Cost: \$25 cash only
Maxx 1 Security	Appointments Only
121 E Orangeburg Ste. #7	Cost: \$30
Modesto	
209-499-3885	

NOTE: LiveScan may be performed with any LiveScan service provider.



Employment Eligibility Verification
Department of Homeland Security
U.S. Citizenship and Immigration Services

USCIS
Form I-9
OMB No.1615-0047
Expires 07/31/2026

START HERE: Employers must ensure the form instructions are available to employees when completing this form. Employers are liable for failing to comply with the requirements for completing this form. See below and the [Instructions](#).

ANTI-DISCRIMINATION NOTICE: All employees can choose which acceptable documentation to present for Form I-9. Employers cannot ask employees for documentation to verify information in **Section 1**, or specify which acceptable documentation employees must present for **Section 2** or Supplement B, Reverification and Rehire. Treating employees differently based on their citizenship, immigration status, or national origin may be illegal.

Section 1. Employee Information and Attestation: Employees must complete and sign Section 1 of Form I-9 no later than the **first day of employment**, but not before accepting a job offer.

Last Name (Family Name)		First Name (Given Name)		Middle Initial (if any)	Other Last Names Used (if any)	
Address (Street Number and Name)			Apt. Number (if any)	City or Town		State ZIP Code
Date of Birth (mm/dd/yyyy)	U.S. Social Security Number <div></div>		Employee's Email Address			Employee's Telephone Number
I am aware that federal law provides for imprisonment and/or fines for false statements, or the use of false documents, in connection with the completion of this form. I attest, under penalty of perjury, that this information, including my selection of the box attesting to my citizenship or immigration status, is true and correct.		Check one of the following boxes to attest to your citizenship or immigration status (See page 2 and 3 of the instructions.):				
		<input type="checkbox"/> 1. A citizen of the United States				
		<input type="checkbox"/> 2. A noncitizen national of the United States (See Instructions.)				
		<input type="checkbox"/> 3. A lawful permanent resident (Enter USCIS or A-Number.)				
		<input type="checkbox"/> 4. A noncitizen (other than Item Numbers 2. and 3. above) authorized to work until (exp. date, if any)				
		If you check Item Number 4. , enter one of these:				
		USCIS A-Number	OR	Form I-94 Admission Number	OR	Foreign Passport Number and Country of Issuance
Signature of Employee					Today's Date (mm/dd/yyyy)	

If a preparer and/or translator assisted you in completing Section 1, that person **MUST** complete the [Preparer and/or Translator Certification](#) on Page 3.

Section 2. Employer Review and Verification: Employers or their authorized representative must complete and sign **Section 2** within three business days after the employee's first day of employment, and must physically examine, or examine consistent with an alternative procedure authorized by the Secretary of DHS, documentation from List A OR a combination of documentation from List B and List C. Enter any additional documentation in the Additional Information box; see Instructions.

List A		OR	List B	AND	List C
Document Title 1					
Issuing Authority					
Document Number (if any)					
Expiration Date (if any)					
Document Title 2 (if any)		Additional Information			
Issuing Authority					
Document Number (if any)					
Expiration Date (if any)					
Document Title 3 (if any)					
Issuing Authority		Check here if you used an alternative procedure authorized by DHS to examine documents.			
Document Number (if any)					
Expiration Date (if any)					
Certification: I attest, under penalty of perjury, that (1) I have examined the documentation presented by the above-named employee, (2) the above-listed documentation appears to be genuine and to relate to the employee named, and (3) to the best of my knowledge, the employee is authorized to work in the United States.					First Day of Employment (mm/dd/yyyy):
Last Name, First Name and Title of Employer or Authorized Representative			Signature of Employer or Authorized Representative		Today's Date (mm/dd/yyyy)
Employer's Business or Organization Name			Employer's Business or Organization Address, City or Town, State, ZIP Code		

For reverification or rehire, complete [Supplement B, Reverification and Rehire](#) on Page 4.

LISTS OF ACCEPTABLE DOCUMENTS

All documents containing an expiration date must be unexpired.

* Documents extended by the issuing authority are considered unexpired.

Employees may present one selection from List A or a combination of one selection from List B and one selection from List C.

Examples of many of these documents appear in the Handbook for Employers (M-274).

LIST A Documents that Establish Both Identity and Employment Authorization	OR	LIST B Documents that Establish Identity	AND	LIST C Documents that Establish Employment Authorization
<ol style="list-style-type: none"> 1. U.S. Passport or U.S. Passport Card 2. Permanent Resident Card or Alien Registration Receipt Card (Form I-551) 3. Foreign passport that contains a temporary I-551 stamp or temporary I-551 printed notation on a machine-readable immigrant visa 4. Employment Authorization Document that contains a photograph (Form I-766) 5. For an individual temporarily authorized to work for a specific employer because of his or her status or parole: <ol style="list-style-type: none"> a. Foreign passport; and b. Form I-94 or Form I-94A that has the following: <ol style="list-style-type: none"> (1) The same name as the passport; and (2) An endorsement of the individual's status or parole as long as that period of endorsement has not yet expired and the proposed employment is not in conflict with any restrictions or limitations identified on the form. 6. Passport from the Federated States of Micronesia (FSM) or the Republic of the Marshall Islands (RMI) with Form I-94 or Form I-94A indicating nonimmigrant admission under the Compact of Free Association Between the United States and the FSM or RMI 		<ol style="list-style-type: none"> 1. Driver's license or ID card issued by a State or outlying possession of the United States provided it contains a photograph or information such as name, date of birth, gender, height, eye color, and address 2. ID card issued by federal, state or local government agencies or entities, provided it contains a photograph or information such as name, date of birth, gender, height, eye color, and address 3. School ID card with a photograph 4. Voter's registration card 5. U.S. Military card or draft record 6. Military dependent's ID card 7. U.S. Coast Guard Merchant Mariner Card 8. Native American tribal document 9. Driver's license issued by a Canadian government authority For persons under age 18 who are unable to present a document listed above: 10. School record or report card 11. Clinic, doctor, or hospital record 12. Day-care or nursery school record 		<ol style="list-style-type: none"> 1. A Social Security Account Number card, unless the card includes one of the following restrictions: <ol style="list-style-type: none"> (1) NOT VALID FOR EMPLOYMENT (2) VALID FOR WORK ONLY WITH INS AUTHORIZATION (3) VALID FOR WORK ONLY WITH DHS AUTHORIZATION 2. Certification of report of birth issued by the Department of State (Forms DS-1350, FS-545, FS-240) 3. Original or certified copy of birth certificate issued by a State, county, municipal authority, or territory of the United States bearing an official seal 4. Native American tribal document 5. U.S. Citizen ID Card (Form I-197) 6. Identification Card for Use of Resident Citizen in the United States (Form I-179) 7. Employment authorization document issued by the Department of Homeland Security <p style="margin-top: 10px;">For examples, see Section 7 and Section 13 of the M-274 on uscis.gov/i-9-central.</p> <p>The Form I-766, Employment Authorization Document, is a List A, Item Number 4. document, not a List C document.</p>

Acceptable Receipts

May be presented in lieu of a document listed above for a temporary period.

For receipt validity dates, see the M-274.

<ul style="list-style-type: none"> • Receipt for a replacement of a lost, stolen, or damaged List A document. • Form I-94 issued to a lawful permanent resident that contains an I-551 stamp and a photograph of the individual. • Form I-94 with "RE" notation or refugee stamp issued to a refugee. 	OR	<p>Receipt for a replacement of a lost, stolen, or damaged List B document.</p>	<p>Receipt for a replacement of a lost, stolen, or damaged List C document.</p>
--	----	---	---

*Refer to the Employment Authorization Extensions page on [I-9 Central](#) for more information.



Supplement A, Preparer and/or Translator Certification for Section 1

Department of Homeland Security
U.S. Citizenship and Immigration Services

USCIS
Form I-9
Supplement A
OMB No. 1615-0047
Expires 07/31/2026

Last Name (<i>Family Name</i>) from Section 1 .	First Name (<i>Given Name</i>) from Section 1 .	Middle initial (if any) from Section 1 .
--	--	---

Instructions: This supplement must be completed by any preparer and/or translator who assists an employee in completing Section 1 of Form I-9. The preparer and/or translator must enter the employee's name in the spaces provided above. Each preparer or translator must complete, sign, and date a separate certification area. Employers must retain completed supplement sheets with the employee's completed Form I-9.

I attest, under penalty of perjury, that I have assisted in the completion of Section 1 of this form and that to the best of my knowledge the information is true and correct.

Signature of Preparer or Translator		Date (<i>mm/dd/yyyy</i>)	
Last Name (<i>Family Name</i>)	First Name (<i>Given Name</i>)		Middle Initial (<i>if any</i>)
Address (<i>Street Number and Name</i>)	City or Town	State	ZIP Code

I attest, under penalty of perjury, that I have assisted in the completion of Section 1 of this form and that to the best of my knowledge the information is true and correct.

Signature of Preparer or Translator		Date (<i>mm/dd/yyyy</i>)	
Last Name (<i>Family Name</i>)	First Name (<i>Given Name</i>)		Middle Initial (<i>if any</i>)
Address (<i>Street Number and Name</i>)	City or Town	State	ZIP Code

I attest, under penalty of perjury, that I have assisted in the completion of Section 1 of this form and that to the best of my knowledge the information is true and correct.

Signature of Preparer or Translator		Date (<i>mm/dd/yyyy</i>)	
Last Name (<i>Family Name</i>)	First Name (<i>Given Name</i>)		Middle Initial (<i>if any</i>)
Address (<i>Street Number and Name</i>)	City or Town	State	ZIP Code

I attest, under penalty of perjury, that I have assisted in the completion of Section 1 of this form and that to the best of my knowledge the information is true and correct.

Signature of Preparer or Translator		Date (<i>mm/dd/yyyy</i>)	
Last Name (<i>Family Name</i>)	First Name (<i>Given Name</i>)		Middle Initial (<i>if any</i>)
Address (<i>Street Number and Name</i>)	City or Town	State	ZIP Code



Supplement B,
Reverification and Rehire (formerly Section 3)

Department of Homeland Security
U.S. Citizenship and Immigration Services

USCIS
Form I-9
Supplement B
OMB No. 1615-0047
Expires 07/31/2026

Last Name (<i>Family Name</i>) from Section 1 .	First Name (<i>Given Name</i>) from Section 1 .	Middle initial (if any) from Section 1 .
--	--	---

Instructions: This supplement replaces Section 3 on the previous version of Form I-9. Only use this page if your employee requires reverification, is rehired within three years of the date the original Form I-9 was completed, or provides proof of a legal name change. Enter the employee's name in the fields above. Use a new section for each reverification or rehire. Review the Form I-9 instructions before completing this page. Keep this page as part of the employee's Form I-9 record. Additional guidance can be found in the [Handbook for Employers: Guidance for Completing Form I-9 \(M-274\)](#)

Date of Rehire (<i>if applicable</i>)	New Name (<i>if applicable</i>)		
Date (<i>mm/dd/yyyy</i>)	Last Name (<i>Family Name</i>)	First Name (<i>Given Name</i>)	Middle Initial
Reverification: If the employee requires reverification, your employee can choose to present any acceptable List A or List C documentation to show continued employment authorization. Enter the document information in the spaces below.			
Document Title	Document Number (if any)	Expiration Date (if any) (<i>mm/dd/yyyy</i>)	
I attest, under penalty of perjury, that to the best of my knowledge, this employee is authorized to work in the United States, and if the employee presented documentation, the documentation I examined appears to be genuine and to relate to the individual who presented it.			
Name of Employer or Authorized Representative	Signature of Employer or Authorized Representative	Today's Date (<i>mm/dd/yyyy</i>)	
Additional Information (Initial and date each notation.)		Check here if you used an alternative procedure authorized by DHS to examine documents.	

Date of Rehire (<i>if applicable</i>)	New Name (<i>if applicable</i>)		
Date (<i>mm/dd/yyyy</i>)	Last Name (<i>Family Name</i>)	First Name (<i>Given Name</i>)	Middle Initial
Reverification: If the employee requires reverification, your employee can choose to present any acceptable List A or List C documentation to show continued employment authorization. Enter the document information in the spaces below.			
Document Title	Document Number (if any)	Expiration Date (if any) (<i>mm/dd/yyyy</i>)	
I attest, under penalty of perjury, that to the best of my knowledge, this employee is authorized to work in the United States, and if the employee presented documentation, the documentation I examined appears to be genuine and to relate to the individual who presented it.			
Name of Employer or Authorized Representative	Signature of Employer or Authorized Representative	Today's Date (<i>mm/dd/yyyy</i>)	
Additional Information (Initial and date each notation.)		Check here if you used an alternative procedure authorized by DHS to examine documents.	

Date of Rehire (<i>if applicable</i>)	New Name (<i>if applicable</i>)		
Date (<i>mm/dd/yyyy</i>)	Last Name (<i>Family Name</i>)	First Name (<i>Given Name</i>)	Middle Initial
Reverification: If the employee requires reverification, your employee can choose to present any acceptable List A or List C documentation to show continued employment authorization. Enter the document information in the spaces below.			
Document Title	Document Number (if any)	Expiration Date (if any) (<i>mm/dd/yyyy</i>)	
I attest, under penalty of perjury, that to the best of my knowledge, this employee is authorized to work in the United States, and if the employee presented documentation, the documentation I examined appears to be genuine and to relate to the individual who presented it.			
Name of Employer or Authorized Representative	Signature of Employer or Authorized Representative	Today's Date (<i>mm/dd/yyyy</i>)	
Additional Information (Initial and date each notation.)		Check here if you used an alternative procedure authorized by DHS to examine documents.	

Employee's Withholding Certificate

OMB No. 1545-0074

Complete Form W-4 so that your employer can withhold the correct federal income tax from your pay.**Give Form W-4 to your employer.****Your withholding is subject to review by the IRS.****2026****Step 1:**
Enter
Personal
Information

(a) First name and middle initial	Last name	(b) Social security number
Address		Does your name match the name on your social security card? If not, to ensure you get credit for your earnings, contact SSA at 800-772-1213 or go to www.ssa.gov .
City or town, state, and ZIP code		
(c) <input type="checkbox"/> Single or Married filing separately <input type="checkbox"/> Married filing jointly or Qualifying surviving spouse <input type="checkbox"/> Head of household (Check only if you're unmarried and pay more than half the costs of keeping up a home for yourself and a qualifying individual.)		
Caution: To claim certain credits or deductions on your tax return, you (and/or your spouse if married filing jointly) are required to have a social security number valid for employment. See page 2 for more information.		

TIP: Consider using the estimator at www.irs.gov/W4App to determine the most accurate withholding for the rest of the year if you: are completing this form after the beginning of the year; expect to work only part of the year; or have changes during the year in your marital status, number of jobs for you (and/or your spouse if married filing jointly), dependents, other income (not from jobs), deductions, or credits. Have your most recent pay stub(s) from this year available when using the estimator. At the beginning of next year, use the estimator again to recheck your withholding.

Complete Steps 2–4 ONLY if they apply to you; otherwise, skip to Step 5. See page 2 for more information on each step, who can claim exemption from withholding, and when to use the estimator at www.irs.gov/W4App.

Step 2:
Multiple Jobs
or Spouse
Works

Complete this step if you (1) hold more than one job at a time, or (2) are married filing jointly and your spouse also works. The correct amount of withholding depends on income earned from all of these jobs.

Do **only one** of the following.

- (a) Use the estimator at www.irs.gov/W4App for the most accurate withholding for this step (and Steps 3–4). If you or your spouse have self-employment income, use this option; **or**
- (b) Use the Multiple Jobs Worksheet on page 3 and enter the result in Step 4(c) below; **or**
- (c) If there are only two jobs total, you may check this box. Do the same on Form W-4 for the other job. This option is generally more accurate than Step 2(b) if pay at the lower paying job is more than half of the pay at the higher paying job. Otherwise, Step 2(b) is more accurate ☐

Complete Steps 3–4(b) on Form W-4 for only ONE of these jobs. Leave those steps blank for the other jobs. (Your withholding will be most accurate if you complete Steps 3–4(b) on the Form W-4 for the highest paying job.)

Step 3:
Claim
Dependent
and Other
Credits

If your total income will be \$200,000 or less (\$400,000 or less if married filing jointly):

(a) Multiply the number of qualifying children under age 17 by \$2,200 **3(a)** \$

(b) Multiply the number of other dependents by \$500 **3(b)** \$

Add the amounts from Steps 3(a) and 3(b), plus the amount for other credits. Enter the total here **3** \$

Step 4:
Other
Adjustments

(a) **Other income (not from jobs).** If you want tax withheld for other income you expect this year that won't have withholding, enter the amount of other income here. This may include interest, dividends, and retirement income **4(a)** \$

(b) **Deductions.** Use the Deductions Worksheet on page 4 to determine the amount of deductions you may claim, which will reduce your withholding. (If you skip this line, your withholding will be based on the standard deduction.) Enter the result here . . . **4(b)** \$

(c) **Extra withholding.** Enter any additional tax you want withheld each **pay period** . . . **4(c)** \$

Exempt from
withholding

I claim exemption from withholding for 2026, and I certify that I meet **both** of the conditions for exemption for 2026. See *Exemption from withholding* on page 2. I understand I will need to submit a new Form W-4 for 2027 . . . ☐

Step 5:
Sign
Here

Under penalties of perjury, I declare that this certificate, to the best of my knowledge and belief, is true, correct, and complete.

Employee's signature (This form is not valid unless you sign it.)

Date

Employers
Only

Employer's name and address

First date of
employment

Employer identification
number (EIN)

General Instructions

Section references are to the Internal Revenue Code unless otherwise noted.

Future Developments

For the latest information about developments related to Form W-4, such as legislation enacted after it was published, go to www.irs.gov/FormW4.

Purpose of Form

Complete Form W-4 so that your employer can withhold the correct federal income tax from your pay. If too little is withheld, you will generally owe tax when you file your tax return and may owe a penalty. If too much is withheld, you will generally be due a refund. Complete a new Form W-4 when changes to your personal or financial situation would change the entries on the form. For more information on withholding and when you must furnish a new Form W-4, see Pub. 505, Tax Withholding and Estimated Tax.

Exemption from withholding. You may claim exemption from withholding for 2026 if you meet both of the following conditions: you had no federal income tax liability in 2025 **and** you expect to have no federal income tax liability in 2026. You had no federal income tax liability in 2025 if (1) your total tax on line 24 on your 2025 Form 1040 or 1040-SR is zero (or less than the sum of lines 27a, 28, 29, and 30), or (2) you were not required to file a return because your income was below the filing threshold for your correct filing status. If you claim exemption, you will have no income tax withheld from your paycheck and may owe taxes and penalties when you file your 2026 tax return. To claim exemption from withholding, certify that you meet both of the conditions by checking the box in the *Exempt from withholding* section. Then, complete Steps 1(a), 1(b), and 5. Do not complete any other steps. You will need to submit a new Form W-4 by February 16, 2027.

Your privacy. Steps 2(c) and 4(a) ask for information regarding income you received from sources other than the job associated with this Form W-4. If you have concerns with providing the information asked for in Step 2(c), you may choose Step 2(b) as an alternative; if you have concerns with providing the information asked for in Step 4(a), you may enter an additional amount you want withheld per pay period in Step 4(c) as an alternative.

When to use the estimator. Consider using the estimator at www.irs.gov/W4App if you:

1. Are submitting this form after the beginning of the year;
2. Expect to work only part of the year;
3. Have changes during the year in your marital status, number of jobs for you (and/or your spouse if married filing jointly), or number of dependents, or changes in your deductions or credits;
4. Receive dividends, capital gains, social security, bonuses, or business income, or are subject to the Additional Medicare Tax or Net Investment Income Tax; or
5. Prefer the most accurate withholding for multiple job situations.

TIP: Have your most recent pay stub(s) from this year available when using the estimator to account for federal income tax that has already been withheld this year. At the beginning of next year, use the estimator again to recheck your withholding.

Self-employment. Generally, you will owe both income and self-employment taxes on any self-employment income you receive separate from the wages you receive as an employee. If you want to pay these taxes through withholding from your wages, use the estimator at www.irs.gov/W4App to figure the amount to have withheld.

Nonresident alien. If you're a nonresident alien, see Notice 1392, Supplemental Form W-4 Instructions for Nonresident Aliens, before completing this form.

Specific Instructions

Step 1(c). Check your anticipated filing status. This will determine the standard deduction and tax rates used to compute your withholding.

Step 2. Use this step if you (1) have more than one job at the same time, or (2) are married filing jointly and you and your spouse both work. Submit a separate Form W-4 for each job.

Option **(a)** most accurately calculates the additional tax you need to have withheld, while option **(b)** does so with a little less accuracy.

Instead, if you (and your spouse) have a total of only two jobs, you may check the box in option **(c)**. The box must also be checked on the Form W-4 for the other job. If the box is checked, the standard deduction and tax brackets will be cut in half for each job to calculate withholding. This option is accurate for jobs with similar pay; otherwise, more tax than necessary may be withheld, and this extra amount of tax withheld will be larger the greater the difference in pay is between the two jobs.



Multiple jobs. Complete Steps 3 through 4(b) on only one Form W-4. Withholding will be most accurate if you do this on the Form W-4 for the highest paying job.

Step 3. This step provides instructions for determining the amount of the child tax credit and the credit for other dependents that you may be able to claim when you file your tax return. To qualify for the child tax credit, the child must be under age 17 as of December 31, must be your dependent who generally lives with you for more than half the year, and must have the required social security number. You (and/or your spouse if married filing jointly) must have the required social security number to claim certain credits. You may be able to claim a credit for other dependents for whom a child tax credit can't be claimed, such as an older child or a qualifying relative. For additional eligibility requirements for these credits, see Pub. 501, Dependents, Standard Deduction, and Filing Information. You can also include **other tax credits** for which you are eligible in this step, such as the foreign tax credit and the education tax credits. To do so, add an estimate of the amount for the year to your credits for dependents and enter the total amount in Step 3. Including these credits will increase your paycheck and reduce the amount of any refund you may receive when you file your tax return.

Step 4.

Step 4(a). Enter in this step the total of your other estimated income for the year, if any. You shouldn't include income from any jobs or self-employment. If you complete Step 4(a), you likely won't have to make estimated tax payments for that income. If you prefer to pay estimated tax rather than having tax on other income withheld from your paycheck, see Form 1040-ES, Estimated Tax for Individuals.

Step 4(b). Enter in this step the amount from the Deductions Worksheet, line 15, if you expect to claim deductions other than the basic standard deduction on your 2026 tax return and want to reduce your withholding to account for these deductions. This includes both itemized deductions and other deductions such as for qualified tips, overtime compensation, and passenger vehicle loan interest; student loan interest; IRAs; and seniors. You (and/or your spouse if married filing jointly) must have the required social security number to claim certain deductions. For additional eligibility requirements, see Pub. 501.

Step 4(c). Enter in this step any additional tax you want withheld from your pay **each pay period**, including any amounts from the Multiple Jobs Worksheet, line 4. Entering an amount here will reduce your paycheck and will either increase your refund or reduce any amount of tax that you owe when you file your tax return.

Step 2(b) – Multiple Jobs Worksheet *(Keep for your records.)*

If you choose the option in Step 2(b) on Form W-4, complete this worksheet (which calculates the total extra tax for all jobs) on **only ONE** Form W-4. Withholding will be most accurate if you complete the worksheet and enter the result on the Form W-4 for the highest paying job. To be accurate, submit a new Form W-4 for all other jobs if you have not updated your withholding since 2019.

Note: If more than one job has annual wages of more than \$120,000 or there are more than three jobs, see Pub. 505 for additional tables; or, you can use the online withholding estimator at www.irs.gov/W4App.

- 1 Two jobs.** If you have two jobs or you're married filing jointly and you and your spouse each have one job, find the amount from the appropriate table on page 5. Using the "Higher Paying Job" row and the "Lower Paying Job" column, find the value at the intersection of the two household salaries and enter that value on line 1. Then, **skip** to line 3 **1** \$ _____

- 2 Three jobs.** If you and/or your spouse have three jobs at the same time, complete lines 2a, 2b, and 2c below. Otherwise, skip to line 3.
 - a** Find the amount from the appropriate table on page 5 using the annual wages from the highest paying job in the "Higher Paying Job" row and the annual wages for your next highest paying job in the "Lower Paying Job" column. Find the value at the intersection of the two household salaries and enter that value on line 2a **2a** \$ _____

 - b** Add the annual wages of the two highest paying jobs from line 2a together and use the total as the wages in the "Higher Paying Job" row and use the annual wages for your third job in the "Lower Paying Job" column to find the amount from the appropriate table on page 5 and enter this amount on line 2b **2b** \$ _____

 - c** Add the amounts from lines 2a and 2b and enter the result on line 2c **2c** \$ _____

- 3** Enter the number of pay periods per year for the highest paying job. For example, if that job pays weekly, enter 52; if it pays every other week, enter 26; if it pays monthly, enter 12, etc. **3** _____

- 4 Divide** the annual amount on line 1 or line 2c by the number of pay periods on line 3. Enter this amount here and in **Step 4(c)** of Form W-4 for the highest paying job (plus any other additional amount you want withheld) **4** \$ _____

Step 4(b)—Deductions Worksheet *(Keep for your records.)*

See the Instructions for Schedule 1-A (Form 1040) for more information about whether you qualify for the deductions on lines 1a, 1b, 1c, 3a, and 3b.

1	Deductions for qualified tips, overtime compensation, and passenger vehicle loan interest.	
a	Qualified tips. If your total income is less than \$150,000 (\$300,000 if married filing jointly), enter an estimate of your qualified tips up to \$25,000	1a \$ _____
b	Qualified overtime compensation. If your total income is less than \$150,000 (\$300,000 if married filing jointly), enter an estimate of your qualified overtime compensation up to \$12,500 (\$25,000 if married filing jointly) of the "and-a-half" portion of time-and-a-half compensation	1b \$ _____
c	Qualified passenger vehicle loan interest. If your total income is less than \$100,000 (\$200,000 if married filing jointly), enter an estimate of your qualified passenger vehicle loan interest up to \$10,000	1c \$ _____
2	Add lines 1a, 1b, and 1c. Enter the result here	2 \$ _____
3	Seniors age 65 or older. If your total income is less than \$75,000 (\$150,000 if married filing jointly):	
a	Enter \$6,000 if you are age 65 or older before the end of the year	3a \$ _____
b	Enter \$6,000 if your spouse is age 65 or older before the end of the year and has a social security number valid for employment	3b \$ _____
4	Add lines 3a and 3b. Enter the result here	4 \$ _____
5	Enter an estimate of your student loan interest, deductible IRA contributions, educator expenses, alimony paid, and certain other adjustments from Schedule 1 (Form 1040), Part II. See Pub. 505 for more information	5 \$ _____
6	Itemized deductions. Enter an estimate of your 2026 itemized deductions from Schedule A (Form 1040). Such deductions may include qualifying:	
a	Medical and dental expenses. Enter expenses in excess of 7.5% (0.075) of your total income	6a \$ _____
b	State and local taxes. If your total income is less than \$505,000 (\$252,500 if married filing separately), enter state and local taxes paid up to \$40,400 (\$20,200 if married filing separately)	6b \$ _____
c	Home mortgage interest. If your home acquisition debt is less than \$750,000 (\$375,000 if married filing separately), enter your home mortgage interest expense (including mortgage insurance premiums)	6c \$ _____
d	Gifts to charities. Enter contributions in excess of 0.5% (0.005) of your total income	6d \$ _____
e	Other itemized deductions. Enter the amount for other itemized deductions	6e \$ _____
7	Add lines 6a, 6b, 6c, 6d, and 6e. Enter the result here	7 \$ _____
8	Limitation on itemized deductions.	
a	Enter your total income	8a \$ _____
b	Subtract line 4 from line 8a. If line 4 is greater than line 8a, enter -0- here and on line 10. Skip line 9	8b \$ _____
9	Enter: $\left\{ \begin{array}{l} \bullet \$768,700 \text{ if you're married filing jointly or a qualifying surviving spouse} \\ \bullet \$640,600 \text{ if you're single or head of household} \\ \bullet \$384,350 \text{ if you're married filing separately} \end{array} \right\}$	9 \$ _____
10	If line 9 is greater than line 8b, enter the amount from line 7. Otherwise, multiply line 7 by 94% (0.94) and enter the result here	10 \$ _____
11	Standard deduction.	
Enter:	$\left\{ \begin{array}{l} \bullet \$32,200 \text{ if you're married filing jointly or a qualifying surviving spouse} \\ \bullet \$24,150 \text{ if you're head of household} \\ \bullet \$16,100 \text{ if you're single or married filing separately} \end{array} \right\}$	11 \$ _____
12	Cash gifts to charities. If you take the standard deduction, enter cash contributions up to \$1,000 (\$2,000 if married filing jointly)	12 \$ _____
13	Add lines 11 and 12. Enter the result here	13 \$ _____
14	If line 10 is greater than line 13, subtract line 11 from line 10 and enter the result here. If line 13 is greater than line 10, enter the amount from line 12	14 \$ _____
15	Add lines 2, 4, 5, and 14. Enter the result here and in Step 4(b) of Form W-4	15 \$ _____

Privacy Act and Paperwork Reduction Act Notice. We ask for the information on this form to carry out the Internal Revenue laws of the United States. Internal Revenue Code sections 3402(f)(2) and 6109 and their regulations require you to provide this information; your employer uses it to determine your federal income tax withholding. Failure to provide a properly completed form will result in your being treated as a single person with no other entries on the form; providing fraudulent information may subject you to penalties. Routine uses of this information include giving it to the Department of Justice for civil and criminal litigation; to cities, states, the District of Columbia, and U.S. commonwealths and territories for use in administering their tax laws; and to the Department of Health and Human Services for use in the National Directory of New Hires. We may also disclose this information to other countries under a tax treaty, to federal and state agencies to enforce federal nontax criminal laws, or to federal law enforcement and intelligence agencies to combat terrorism.

You are not required to provide the information requested on a form that is subject to the Paperwork Reduction Act unless the form displays a valid OMB control number. Books or records relating to a form or its instructions must be retained as long as their contents may become material in the administration of any Internal Revenue law. Generally, tax returns and return information are confidential, as required by Code section 6103.

The average time and expenses required to complete and file this form will vary depending on individual circumstances. For estimated averages, see the instructions for your income tax return.

If you have suggestions for making this form simpler, we would be happy to hear from you. See the instructions for your income tax return.

Married Filing Jointly or Qualifying Surviving Spouse

Higher Paying Job Annual Taxable Wage & Salary	Lower Paying Job Annual Taxable Wage & Salary											
	\$0 - 9,999	\$10,000 - 19,999	\$20,000 - 29,999	\$30,000 - 39,999	\$40,000 - 49,999	\$50,000 - 59,999	\$60,000 - 69,999	\$70,000 - 79,999	\$80,000 - 89,999	\$90,000 - 99,999	\$100,000 - 109,999	\$110,000 - 120,000
\$0 - 9,999	\$0	\$0	\$480	\$850	\$850	\$1,020	\$1,020	\$1,020	\$1,020	\$1,020	\$1,020	\$1,020
\$10,000 - 19,999	0	480	1,480	1,850	2,050	2,220	2,220	2,220	2,220	2,220	2,220	2,620
\$20,000 - 29,999	480	1,480	2,480	3,050	3,250	3,420	3,420	3,420	3,420	3,420	3,820	4,820
\$30,000 - 39,999	850	1,850	3,050	3,620	3,820	3,990	3,990	3,990	3,990	4,390	5,390	6,390
\$40,000 - 49,999	850	2,050	3,250	3,820	4,020	4,190	4,190	4,190	4,590	5,590	6,590	7,590
\$50,000 - 59,999	1,020	2,220	3,420	3,990	4,190	4,360	4,360	4,760	5,760	6,760	7,760	8,760
\$60,000 - 69,999	1,020	2,220	3,420	3,990	4,190	4,360	4,760	5,760	6,760	7,760	8,760	9,760
\$70,000 - 79,999	1,020	2,220	3,420	3,990	4,190	4,760	5,760	6,760	7,760	8,760	9,760	10,760
\$80,000 - 99,999	1,020	2,220	3,420	4,240	5,440	6,610	7,610	8,610	9,610	10,610	11,610	12,610
\$100,000 - 149,999	1,870	4,070	6,270	7,840	9,040	10,210	11,210	12,210	13,210	14,210	15,360	16,560
\$150,000 - 239,999	1,870	4,100	6,500	8,270	9,670	11,040	12,240	13,440	14,640	15,840	17,040	18,240
\$240,000 - 319,999	2,040	4,440	6,840	8,610	10,010	11,380	12,580	13,780	14,980	16,180	17,380	18,580
\$320,000 - 364,999	2,040	4,440	6,840	8,610	10,010	11,380	12,580	13,860	15,860	17,860	19,860	21,860
\$365,000 - 524,999	2,720	5,920	9,390	12,260	14,760	17,230	19,530	21,830	24,130	26,430	28,730	31,030
\$525,000 and over	3,140	6,840	10,540	13,610	16,310	18,980	21,480	23,980	26,480	28,980	31,480	33,990

Single or Married Filing Separately

Higher Paying Job Annual Taxable Wage & Salary	Lower Paying Job Annual Taxable Wage & Salary											
	\$0 - 9,999	\$10,000 - 19,999	\$20,000 - 29,999	\$30,000 - 39,999	\$40,000 - 49,999	\$50,000 - 59,999	\$60,000 - 69,999	\$70,000 - 79,999	\$80,000 - 89,999	\$90,000 - 99,999	\$100,000 - 109,999	\$110,000 - 120,000
\$0 - 9,999	\$90	\$850	\$1,020	\$1,020	\$1,020	\$1,070	\$1,870	\$1,870	\$1,870	\$1,870	\$1,870	\$1,970
\$10,000 - 19,999	850	1,780	1,980	1,980	2,030	3,030	3,830	3,830	3,830	3,830	3,930	4,130
\$20,000 - 29,999	1,020	1,980	2,180	2,230	3,230	4,230	5,030	5,030	5,030	5,130	5,330	5,530
\$30,000 - 39,999	1,020	1,980	2,230	3,230	4,230	5,230	6,030	6,030	6,130	6,330	6,530	6,730
\$40,000 - 59,999	1,020	2,880	4,080	5,080	6,080	7,080	7,950	8,150	8,350	8,550	8,750	8,950
\$60,000 - 79,999	1,870	3,830	5,030	6,030	7,100	8,300	9,300	9,500	9,700	9,900	10,100	10,300
\$80,000 - 99,999	1,870	3,830	5,100	6,300	7,500	8,700	9,700	9,900	10,100	10,300	10,500	10,700
\$100,000 - 124,999	2,030	4,190	5,590	6,790	7,990	9,190	10,190	10,390	10,590	10,940	11,940	12,940
\$125,000 - 149,999	2,040	4,200	5,600	6,800	8,000	9,200	10,200	10,950	11,950	12,950	13,950	14,950
\$150,000 - 174,999	2,040	4,200	5,600	6,800	8,150	10,150	11,950	12,950	13,950	14,950	16,170	17,470
\$175,000 - 199,999	2,040	4,200	6,150	8,150	10,150	12,150	13,950	15,020	16,320	17,620	18,920	20,220
\$200,000 - 249,999	2,720	5,680	7,880	10,140	12,440	14,740	16,840	18,140	19,440	20,740	22,040	23,340
\$250,000 - 449,999	2,970	6,230	8,730	11,030	13,330	15,630	17,730	19,030	20,330	21,630	22,930	24,240
\$450,000 and over	3,140	6,600	9,300	11,800	14,300	16,800	19,100	20,600	22,100	23,600	25,100	26,610

Head of Household

Higher Paying Job Annual Taxable Wage & Salary	Lower Paying Job Annual Taxable Wage & Salary											
	\$0 - 9,999	\$10,000 - 19,999	\$20,000 - 29,999	\$30,000 - 39,999	\$40,000 - 49,999	\$50,000 - 59,999	\$60,000 - 69,999	\$70,000 - 79,999	\$80,000 - 89,999	\$90,000 - 99,999	\$100,000 - 109,999	\$110,000 - 120,000
\$0 - 9,999	\$0	\$280	\$850	\$950	\$1,020	\$1,020	\$1,020	\$1,020	\$1,560	\$1,870	\$1,870	\$1,870
\$10,000 - 19,999	280	1,280	1,950	2,150	2,220	2,220	2,220	2,760	3,760	4,070	4,070	4,210
\$20,000 - 29,999	850	1,950	2,720	2,920	2,980	2,980	3,520	4,520	5,520	5,830	5,980	6,180
\$30,000 - 39,999	950	2,150	2,920	3,120	3,180	3,720	4,720	5,720	6,720	7,180	7,380	7,580
\$40,000 - 59,999	1,020	2,220	2,980	3,570	4,640	5,640	6,640	7,750	8,950	9,460	9,660	9,860
\$60,000 - 79,999	1,020	2,610	4,370	5,570	6,640	7,750	8,950	10,150	11,350	11,860	12,060	12,260
\$80,000 - 99,999	1,870	4,070	5,830	7,150	8,410	9,610	10,810	12,010	13,210	13,720	13,920	14,120
\$100,000 - 124,999	1,870	4,270	6,230	7,630	8,900	10,100	11,300	12,500	13,700	14,210	14,720	15,720
\$125,000 - 149,999	2,040	4,440	6,400	7,800	9,070	10,270	11,470	12,670	14,580	15,890	16,890	17,890
\$150,000 - 174,999	2,040	4,440	6,400	7,800	9,070	10,580	12,580	14,580	16,580	17,890	18,890	20,170
\$175,000 - 199,999	2,040	4,440	6,400	8,510	10,580	12,580	14,580	16,580	18,710	20,320	21,620	22,920
\$200,000 - 249,999	2,720	5,920	8,680	10,900	13,270	15,570	17,870	20,170	22,470	24,080	25,380	26,680
\$250,000 - 449,999	2,970	6,470	9,540	12,040	14,410	16,710	19,010	21,310	23,610	25,220	26,520	27,820
\$450,000 and over	3,140	6,840	10,110	12,810	15,380	17,880	20,380	22,880	25,380	27,190	28,690	30,190

Employee's Withholding Allowance Certificate

Complete this form so that your employer can withhold the correct California state income tax from your paycheck.

Enter Personal Information	
First, Middle, Last Name	Social Security Number
Address	Filing Status
City State ZIP Code	<input type="checkbox"/> Single or Married (with two or more incomes) <input type="checkbox"/> Married (one income) <input type="checkbox"/> Head of Household

1. Use Worksheet A for Regular Withholding allowances. Use other worksheets on the following pages as applicable.

1a. Number of Regular Withholding Allowances (**Worksheet A**)

1b. Number of allowances from the Estimated Deductions (**Worksheet B**, if applicable.)

1c. Total Number of Allowances you are claiming

2. Additional amount, if any, you want withheld each pay period (if employer agrees), (**Worksheet C**)

OR

Exemption from Withholding

3. I claim exemption from withholding for 2024, and I certify I meet both of the conditions for exemption.

(Check box here) ☐

OR

4. I certify under penalty of perjury that I am **not subject** to California withholding. I meet the conditions set forth under the Service Member Civil Relief Act, as amended by the Military Spouses Residency Relief Act and the Veterans Benefits and Transition Act of 2018.

(Check box here) ☐

Under the penalties of perjury, I certify that the number of withholding allowances claimed on this certificate does not exceed the number to which I am entitled or, if claiming exemption from withholding, that I am entitled to claim the exempt status.

Employee's Signature _____ Date _____

Employer's Section: Employer's Name and Address Yosemite Community College District PO Box 4065 Modesto, CA 95352	California Employer Payroll Tax Account Number 80292691
---	---

Purpose: The *Employee's Withholding Allowance Certificate* (DE 4) is for **California Personal Income Tax (PIT)** withholding purposes only. The DE 4 is used to compute the amount of taxes to be withheld from your wages, by your employer, to accurately reflect your state tax withholding obligation.

Beginning January 1, 2020, *Employee's Withholding Allowance Certificate* (Form W-4) from the Internal Revenue Service (IRS) will be used for federal income tax withholding **only**. You must file the state form DE 4 to determine the appropriate California PIT withholding.

If you do not provide your employer with a DE 4, the employer must use Single with Zero withholding allowance.

Check Your Withholding: After your DE 4 takes effect, compare the state income tax withheld with your estimated total annual tax. For state withholding, use the worksheets on this form.

Exemption From Withholding: If you wish to claim exempt, complete the federal Form W-4 and the state DE 4. You may claim exempt from withholding California income tax if you meet both of the following conditions for exemption:

1. You did not owe any federal/state income tax last year, and
2. You do not expect to owe any federal/state income tax this year. The exemption is good for one year.

If you continue to qualify for the exempt filing status, a new DE 4 designating **exempt** must be submitted by February 15 each year to continue your exemption. If you are not having federal/state income tax withheld this year but expect to have a tax liability next year, you are required to give your employer a new DE 4 by December 1.

Member Service Civil Relief Act: Under this act, as provided by the Military Spouses Residency Relief Act and the Veterans Benefits and Transition Act of 2018, you may be exempt from California income tax withholding on your wages if

- (i) Your spouse is a member of the armed forces present in California in compliance with military orders;
- (ii) You are present in California solely to be with your spouse; and
- (iii) You maintain your domicile in another state.

If you claim exemption under **this act**, **check the box on Line 4**. You may be required to provide proof of exemption upon request.

The *California Employer's Guide (DE 44)* (edd.ca.gov/pdf_pub_ctr/de44.pdf) provides the income tax withholding tables. This publication may be found by visiting *Payroll Taxes - Forms and Publications* (edd.ca.gov/Payroll_Taxes/Forms_and_Publications.htm). To assist you in calculating your tax liability, please visit the *Franchise Tax Board (FTB)* (ftb.ca.gov).

If you need information on your last *California Resident Income Tax Return* (FTB Form 540), visit the *FTB* (ftb.ca.gov).

Notification: The burden of proof rests with the employee to show the correct California income tax withholding. Pursuant to section 4340-1(e) of *Title 22, California Code of Regulations (CCR)* (govt.westlaw.com/calregs/Search/Index), the FTB or the EDD may, by special direction in writing, require an employer to submit a Form W-4 or DE 4 when such forms are necessary for the administration of the withholding tax programs.

Penalty: You may be fined \$500 if you file, with no reasonable basis, a DE 4 that results in less tax being withheld than is properly allowable. In addition, criminal penalties apply for willfully supplying false or fraudulent information or failing to supply information requiring an increase in withholding. This is provided by section 13101 of the *California Unemployment Insurance Code* (leginfo.ca.gov/faces/codes.xhtml) and section 19176 of the *Revenue and Taxation Code* (leginfo.ca.gov/faces/codes.xhtml).

Worksheets

Instructions — 1 — Allowances*

When determining your withholding allowances, you must consider your personal situation:

- Do you claim allowances for dependents or blindness?
- Will you itemize your deductions?
- Do you have more than one income coming into the household?

Two-Earners/Multiple Incomes: When earnings are derived from more than one source, under-withholding may occur. If you have a working spouse or more than one job, it is best to check the box "SINGLE or MARRIED (with two or more incomes)." Figure the total number of allowances you are entitled to claim on all jobs using only one DE 4 form. Claim allowances with **one** employer.

Do **not** claim the same allowances with more than one employer. Your withholding will usually be most accurate when all allowances are claimed on the DE 4 filed for the highest paying job and zero allowances are claimed for the others.

Married But Not Living With Your Spouse: You may check the "Head of Household" marital status box if you meet all of the following tests:

- (1) Your spouse will not live with you **at any time** during the year;
- (2) You will furnish over half of the cost of maintaining a home for the entire year for yourself and your child or stepchild who qualifies as your dependent; **and**
- (3) You will file a separate return for the year.

Head of Household: To qualify, you must be unmarried or legally separated from your spouse and pay more than 50% of the costs of maintaining a home for the **entire** year for yourself and your dependent(s) or other qualifying individuals. Cost of maintaining the home includes such items as rent, property insurance, property taxes, mortgage interest, repairs, utilities, and cost of food. It does not include the individual's personal expenses or any amount which represents value of services performed by a member of the household of the taxpayer.

Worksheet A

Regular Withholding Allowances

- | | |
|--|-----|
| (A) Allowance for yourself — enter 1 | (A) |
| (B) Allowance for your spouse (if not separately claimed by your spouse) — enter 1 | (B) |
| (C) Allowance for blindness — yourself — enter 1 | (C) |
| (D) Allowance for blindness — your spouse (if not separately claimed by your spouse) — enter 1 | (D) |
| (E) Allowance(s) for dependent(s) — do not include yourself or your spouse | (E) |
| (F) Total — add lines (A) through (E) above and enter on line 1a of the DE 4 | (F) |

Instructions — 2 — (Optional) Additional Withholding Allowances

If you expect to itemize deductions on your California income tax return, you can claim additional withholding allowances. Use Worksheet B to determine whether your expected estimated deductions may entitle you to claim **one or more additional** withholding allowances. Use last year's FTB Form 540 as a model to calculate this year's withholding amounts.

Do not include deferred compensation, qualified pension payments, or flexible benefits, etc., that are deducted from your gross pay but are not taxed on this worksheet.

You may reduce the amount of tax withheld from your wages by claiming one additional withholding allowance for each \$1,000, or fraction of \$1,000, by which you expect your estimated deductions for the year to exceed your allowable standard deduction.

Worksheet B

Estimated Deductions

Use this worksheet **only** if you plan to itemize deductions, claim certain adjustments to income, or have a large amount of nonwage income not subject to withholding.

- | | |
|--|------|
| 1. Enter an estimate of your itemized deductions for California taxes for this tax year as listed in the schedules in the FTB Form 540 | 1. |
| 2. Enter \$10,726 if married filing joint with two or more allowances, unmarried head of household, or qualifying widow(er) with dependent(s) or \$5,363 if single or married filing separately, dual income married, or married with multiple employers | — 2. |
| 3. Subtract line 2 from line 1, enter difference | = 3. |
| 4. Enter an estimate of your adjustments to income (alimony payments, IRA deposits) | + 4. |
| 5. Add line 4 to line 3, enter sum | = 5. |
| 6. Enter an estimate of your nonwage income (dividends, interest income, alimony receipts) | — 6. |
| 7. If line 5 is greater than line 6 (if less, see below [go to line 9]);
Subtract line 6 from line 5, enter difference | = 7. |
| 8. Divide the amount on line 7 by \$1,000, round any fraction to the nearest whole number
enter this number on line 1b of the DE 4. Complete Worksheet C, if needed, otherwise stop here . | 8. |
| 9. If line 6 is greater than line 5;
Enter amount from line 6 (nonwage income) | 9. |
| 10. Enter amount from line 5 (deductions) | 10. |
| 11. Subtract line 10 from line 9, enter difference. Then, complete Worksheet C. | 11. |

*Wages paid to registered domestic partners will be treated the same for state income tax purposes as wages paid to spouses for California PIT withholding and PIT wages. This law does not impact federal income tax law. A registered domestic partner means an individual partner in a domestic partner relationship within the meaning of section 297 of the Family Code. For more information, please call our Taxpayer Assistance Center at 1-888-745-3886.

Worksheet C

Additional Tax Withholding and Estimated Tax

1. Enter estimate of total wages for tax year 2024. 1.
2. Enter estimate of nonwage income (line 6 of Worksheet B). 2.
3. Add line 1 and line 2. Enter sum. 3.
4. Enter itemized deductions or standard deduction (line 1 or 2 of Worksheet B, whichever is largest). 4.
5. Enter adjustments to income (line 4 of Worksheet B). 5.
6. Add line 4 and line 5. Enter sum. 6.
7. Subtract line 6 from line 3. Enter difference. 7.
8. Figure your tax liability for the amount on line 7 by using the 2024 tax rate schedules below. 8.
9. Enter personal exemptions (line F of Worksheet A x \$158.40). 9.
10. Subtract line 9 from line 8. Enter difference. 10.
11. Enter any tax credits. (See FTB Form 540). 11.
12. Subtract line 11 from line 10. Enter difference. This is your total tax liability. 12.
13. Calculate the tax withheld and estimated to be withheld during 2024. Contact your employer to request the amount that will be withheld on your wages based on the marital status and number of withholding allowances you will claim for 2024. Multiply the estimated amount to be withheld by the number of pay periods left in the year. Add the total to the amount already withheld for 2024. 13.
14. Subtract line 13 from line 12. Enter difference. If this is less than zero, you do not need to have additional taxes withheld. 14.
15. Divide line 14 by the number of pay periods remaining in the year. Enter this figure on line 2 of the DE 4. 15.

Note: Your employer is not required to withhold the additional amount requested on line 2 of your DE 4. If your employer does not agree to withhold the additional amount, you may increase your withholdings as much as possible by using the "single" status with "zero" allowances. If the amount withheld still results in an underpayment of state income taxes, you may need to file quarterly estimates on Form 540-ES with the FTB to avoid a penalty.

These Tables Are for Calculating Worksheet C and for 2024 Only

**Single Persons, Dual Income Married
or Married With Multiple Employers**

IF THE TAXABLE INCOME IS		COMPUTED TAX IS		
OVER	BUT NOT OVER	OF AMOUNT OVER...		PLUS
\$0	\$10,412	1.100%	\$0	\$0.00
\$10,412	\$24,684	2.200%	\$10,412	\$114.53
\$24,684	\$38,959	4.400%	\$24,684	\$428.51
\$38,959	\$54,081	6.600%	\$38,959	\$1,056.61
\$54,081	\$68,350	8.800%	\$54,081	\$2,054.66
\$68,350	\$349,137	10.230%	\$68,350	\$3,310.33
\$349,137	\$418,961	11.330%	\$349,137	\$32,034.84
\$418,961	\$698,271	12.430%	\$418,961	\$39,945.90
\$698,271	\$1,000,000	13.530%	\$698,271	\$74,664.13
\$1,000,000	and over	14.630%	\$1,000,000	\$115,488.06

Married Persons

IF THE TAXABLE INCOME IS		COMPUTED TAX IS		
OVER	BUT NOT OVER	OF AMOUNT OVER...		PLUS
\$0	\$20,824	1.100%	\$0	\$0.00
\$20,824	\$49,368	2.200%	\$20,824	\$229.06
\$49,368	\$77,918	4.400%	\$49,368	\$857.03
\$77,918	\$108,162	6.600%	\$77,918	\$2,113.23
\$108,162	\$136,700	8.800%	\$108,162	\$4,109.33
\$136,700	\$698,274	10.230%	\$136,700	\$6,620.67
\$698,274	\$837,922	11.330%	\$698,274	\$64,069.69
\$837,922	\$1,000,000	12.430%	\$837,922	\$79,891.81
\$1,000,000	\$1,396,542	13.530%	\$1,000,000	\$100,038.11
\$1,396,542	and over	14.630%	\$1,396,542	\$153,690.24

Unmarried/Head of Household

IF THE TAXABLE INCOME IS		COMPUTED TAX IS		
OVER	BUT NOT OVER	OF AMOUNT OVER...		PLUS
\$0	\$20,839	1.100%	\$0	\$0.00
\$20,839	\$49,371	2.200%	\$20,839	\$229.23
\$49,371	\$63,644	4.400%	\$49,371	\$856.93
\$63,644	\$78,765	6.600%	\$63,644	\$1,484.94
\$78,765	\$93,037	8.800%	\$78,765	\$2,482.93
\$93,037	\$474,824	10.230%	\$93,037	\$3,738.87
\$474,824	\$569,790	11.330%	\$474,824	\$42,795.68
\$569,790	\$949,649	12.430%	\$569,790	\$53,555.33
\$949,649	\$1,000,000	13.530%	\$949,649	\$100,771.80
\$1,000,000	and over	14.630%	\$1,000,000	\$107,584.29

If you need information on your last California Resident Income Tax Return, FTB Form 540, visit [FTB](https://ftb.ca.gov) (ftb.ca.gov).

The DE 4 information is collected for purposes of administering the PIT law and under the authority of Title 22, CCR, section 4340-1, and the California Revenue and Taxation Code, including section 18624. The Information Practices Act of 1977 requires that individuals be notified of how information they provide may be used. Further information is contained in the instructions that came with your last California resident income tax return.

If you are employed to perform creditable service in a position that is excluded from mandatory membership in the CalSTRS' Defined Benefit (DB) Program, you may use this form to elect DB Program membership at any time while employed to perform creditable service.

A permissive election of membership in the DB Program applies to all future creditable service performed for the same or another employer, including any non-member or CalSTRS Cash Balance Benefit (CB) Program service you are currently performing. You may be entitled to elect coverage by the CB Program or California Public Employees' Retirement System (CalPERS) for future eligible service as allowed by law. Please work with your employer if you believe you are entitled to make one of these elections.

A permissive election of membership in the DB Program is irrevocable. Membership may only be cancelled if you terminate all employment to perform creditable service and refund your accumulated retirement contributions from the CalSTRS DB Program.

SECTION 1: EMPLOYEE INFORMATION (TO BE COMPLETED BY EMPLOYEE)

Provide the following information:

- CalSTRS Client ID* or Social Security Number
- Last Name, First Name and Middle Initial
- Mailing Address**, City, State and Zip Code
- Date of Birth
- Email Address
- Telephone Number

*If you have already been employed to perform creditable service you will have a CalSTRS Client ID, even if you were not formerly a member. Please provide your CalSTRS Client ID, if you have one, in lieu of your Social Security Number.

**To establish residency for tax purposes, we ask that you provide a street address. Be sure to include any street, apartment or suite number. If your post office does not deliver mail to your street address, you may enter your box number instead. If you reside outside the United States, use the CITY – STATE – ZIP field to provide your foreign address. If you receive your mail in care of a third party, enter "c/o" followed by the third party's name and address.

SECTION 2: EMPLOYEE ELECTION (TO BE COMPLETED BY EMPLOYEE)

If you want to elect membership in the CalSTRS DB Program:

- Check the appropriate box
- Provide your requested membership date***

***You will begin contributing to the DB Program as of your membership date. Your membership date can be no earlier than the first day of the pay period in which

your election is made, or your first day of employment, whichever is later. Work with your employer to select the most beneficial, valid membership date you are eligible for. Electing an invalid membership date will require a revision to your election form and may result in delayed contributions to CalSTRS.

If you do not want to elect membership in the CalSTRS DB Program at this time, check the appropriate box.

SECTION 3: REQUIRED SIGNATURE (TO BE COMPLETED BY EMPLOYEE)

Sign the form and date your signature. Return the form to your employer.

SECTION 4: EMPLOYEE POSITION INFORMATION (TO BE COMPLETED BY EMPLOYER)

Provide the position hire date – the date in which the employee was hired to perform creditable service in the position they are making this election for. CalSTRS defers to the employer as to the date in which you consider an employee to be hired. Provide the position title – the title of the position the employee is performing creditable service in.

SECTION 5: EMPLOYER INFORMATION AND CERTIFICATION (TO BE COMPLETED BY EMPLOYER)

Verify the employee is eligible for the requested membership date.

Provide the following information:

- The employer (county or district) name
- County and district code
- Name and title of employer official completing the form

Sign the form and date your signature. Submit the form to CalSTRS and retain a copy.

SUBMIT

This form should be submitted to CalSTRS by the employer. CalSTRS must receive this form within 60 days after the employee's signature date and, if applicable, prior to the submission of contributions.

Secure Employer Website: Upload forms to SEW via Electronic Content Management unless otherwise instructed.

Email: Submit this form via email to esforms@calstrs.com. If sending forms via email, please remove all Social Security numbers and only provide the Client ID where applicable.

Mail: CalSTRS
P.O. Box 15275, MS 17
Sacramento, CA 95851-027

QUESTIONS

If you have questions, please call the CalSTRS Employer Helpline at 877-277-5778 or email EmployerHelp@CalSTRS.com. If you are a member, please contact your employer.

Permissive Membership
ES 0350 REV 06/25

[For CalSTRS' Official Use Only]

CALSTRS[®]

California State Teachers' Retirement System
P.O. Box 15275, MS 17
Sacramento, CA 95851-0275
800-228-5453
CalSTRS.com

**PERMISSIVE MEMBERSHIP ELECTION AND/OR ACKNOWLEDGEMENT OF RECEIPT
OF CALSTRS DEFINED BENEFIT PROGRAM MEMBERSHIP INFORMATION**

This form is used to permissively elect membership in the CalSTRS Defined Benefit Program and/or to acknowledge receipt of information provided by an employer about the right to elect membership in the CalSTRS Defined Benefit Program. Please read all instructions before completing the form.

Section 1: Employee Information (to be completed by employee)

Provide either your CalSTRS Client ID or Social Security number.

CLIENT ID

SOCIAL SECURITY NUMBER

LAST NAME

FIRST NAME

MI

ADDRESS (number, street, apt or suite no.)

CITY

STATE

ZIP CODE

DATE OF BIRTH (MM/DD/YYYY)

EMAIL ADDRESS

TELEPHONE

Section 2: Employee Election (to be completed by employee)

Check One:

☐

I elect membership in the CalSTRS Defined Benefit Program as of:

MEMBERSHIP DATE (MM/DD/YYYY)**

I understand this election applies to all future creditable service performed for any current or future employer unless another election is made as allowed by law. I understand my membership is irrevocable and may only be cancelled by terminating all employment to perform creditable service and receiving a refund of my accumulated retirement contributions from the CalSTRS Defined Benefit Program.

**Membership Date may be no earlier than the first day of the pay period in which the election is made, or the first day of employment, whichever is later. Please work with your employer to select the most beneficial, valid membership date.

☐

I decline membership in the CalSTRS Defined Benefit Program at this time

I understand that I can elect membership in the CalSTRS Defined Benefit Program at any time while I am employed to perform creditable service.



Section 3: Required Signature (to be completed by employee)

I certify that I have received information from my employer concerning the CalSTRS Defined Benefit Program and understand the criteria for membership in the program.

I understand it is a crime to fail to disclose a material fact or to make any knowingly false material statement, including a false statement regarding my marital status, for the purpose of using it, or allowing it to be used, to obtain, receive, continue, increase, deny or reduce any benefit administered by CalSTRS and it may result in penalties, including restitution, of up to one year in jail and/or a fine of up to \$5,000 (Education Code section 22010). It may also result in any document containing such false representation being voided. I certify under penalty of perjury under the laws of the State of California that the foregoing is true and correct. I understand that perjury is punishable by imprisonment for up to four years (Penal Code section 126).

EMPLOYEE SIGNATURE	DATE (MM/DD/YYYY)
--------------------	-------------------

Section 4: Employee Position Information (to be completed by employer)

POSITION TITLE	POSITION HIRE DATE
----------------	--------------------

Section 5: Employer Information and Certification (to be completed by employer) Required Signature

I certify that the above-named employee was provided information about their right to elect membership in the CalSTRS Defined Benefit Program and, if electing membership, is eligible to elect membership in the CalSTRS Defined Benefit Program as of the membership date provided.

I understand it is a crime to fail to disclose a material fact or to make any knowingly false material statement for the purpose of using it, or allowing it to be used, to obtain, receive, continue, increase, deny or reduce any benefit administered by CalSTRS and it may result in penalties, including restitution, of up to one year in jail and/or a fine of up to \$5,000 (Education Code section 22010). It may also result in any document containing such false representation being voided. I certify under penalty of perjury under the laws of the State of California that the foregoing is true and correct. I understand that perjury is punishable by imprisonment for up to four years (Penal Code section 126).

EMPLOYER OFFICIAL'S SIGNATURE	DATE (MM/DD/YYYY)
EMPLOYER NAME	COUNTY AND DISTRICT CODE
EMPLOYER OFFICIAL'S NAME AND TITLE	

Statement Concerning Your Employment in a Job Not Covered by Social Security

Employee Name: _____

Employee ID#: _____

Employer Name: _____

Employer ID#: _____

Your earnings from this job are not covered under Social Security (i.e., you will not pay Social Security taxes). This means that you will not earn credits for Social Security retirement or disability benefits in this job. If you retire or become disabled, and you are eligible for a Social Security benefit based on other work, your earnings from this job will not be used to compute your Social Security benefit. In addition, we will not consider these non-covered earnings for the future potential calculation of survivor benefits based on your earnings. Your earnings from this job are subject to Medicare taxes and will count for purposes of the Medicare program. For information on how you may qualify for Social Security benefits, visit www.ssa.gov.

For More Information

Social Security publications and additional information are available at www.ssa.gov. You may also call toll free 1-800-772-1213, or for the deaf or hard of hearing call the TTY number 1-800-325-0778 or contact your local Social Security office.

I certify that I have received Form SSA-1945 and understand that my earnings from this job are not covered under Social Security and will not be used to determine eligibility to or the amount of my potential future Social Security Benefits.

Signature of Employee: _____

Date: _____

Information about Social Security Form SSA-1945 Statement Concerning Your Employment in a Job Not Covered by Social Security

The Social Security Protection Act of 2004, Pub. L. No. 108-203, Section 419 requires State and local government employers to provide a statement to employees hired January 1, 2005, or later in a job not covered under Social Security. Form SSA-1945, **Statement Concerning Your Employment in a Job Not Covered by Social Security**, is the document that employers must use to meet the requirements of the law.

While the earlier version of the SSA-1945 discussed the effect of the Windfall Elimination Provision and/or Government Pension Offset on an employee's potential future benefits, the Social Security Fairness Act (SSFA) of 2023 enacted on January 5, 2025, eliminated the reduction of Social Security benefits under the Windfall Elimination Provision and/or Government Pension Offset for individuals entitled to certain pensions from work not covered by Social Security, starting January 2024. However, this did not remove the requirement for State and local government employers to provide a statement to employees hired January 1, 2005, or later in jobs not covered under Social Security. This version of SSA-1945 explains to an employee that non-covered earnings will not be used to determine eligibility to or calculate the amount of potential future benefits.

Employers must:

- Get the employee's signature on the form
- Give the signed statement and information page to the employee prior to the start of employment
- Submit a copy of the signed form to the pension paying agency.

Social Security will not be setting any additional guidelines for the use of this form.

A fillable, downloadable version of the SSA-1945 is available online at the Social Security website, www.ssa.gov/online/ssa-1945.pdf.



Policy Acknowledgement

Please read the policies/procedures carefully to ensure that you understand the policy before signing this document.

The Yosemite Community College District Board Policies and Procedures contain important information pertaining to my employment at Yosemite Community College District. I understand that if I have questions, at any time, regarding the policies/procedures, I will consult with my immediate supervisor or my Human Resources staff members.

I have read and been informed about the content, requirements, and expectations of the policies/procedures at Yosemite Community College District. I agree to abide by the guidelines as a condition of my employment and my continuing employment at Yosemite Community College District.

Since the information described in the policies and procedures are necessarily subject to change, I acknowledge that revisions to the policies/procedures may occur. All such changes will be communicated through official notices. I understand the revised information may supersede, modify, or eliminate existing policies.

Furthermore, I acknowledge that the policies and procedures are neither a contract of employment nor a legal document. I understand this manual is not intended to cover every situation that may arise during my employment, but is simply a general guide to the goals, policies, practices, benefits, and expectations of Yosemite Community College District.

1100	The Yosemite Community College District	3540	Sex/Gender Harassment, Discrimination and Sexual Misconduct	7330	Communicable Disease
1200	District Mission			7335	Health Examinations
3050	Institutional Code of Ethics	3550	Drug Free Environment and Drug Prevention Program	7336	Certification of Freedom from Tuberculosis
3410	Non-Discrimination	3560	Alcoholic Beverages, Intoxicants and Narcotics	7340	Leaves
3420	Equal Employment Opportunity			7365	Discipline and Dismissal - Classified Employees
3430	Prohibition of Harassment	3720	Computer and Network Use	7400	Staff Travel
3435	Discrimination and Harassment Complaints and Investigations	3900	Time, Place, Manner	7700	Whistleblower Protection
3505	Emergency Response Plan	6530	Authorization to Drive District Vehicles	7-8037	Duties of Employees
3510	Workplace Violence	6535	Use of District Equipment	7-8052	Dismissal
3515	Reporting of Crimes	6800	Safety	7-8057	Civility
3518	Child Abuse	7100	Commitment to Diversity	7-8058	Non-Discrimination (Equal Opportunity)
3530	Weapons on Campus	7310	Nepotism		

All District Policies/Procedures can be reviewed at <https://www.yosemite.edu/trustees/boardpolicy>.

Employee's Name (Print): _____

Employee's Signature: _____ Date: _____



Yosemite Community College District
Human Resources

WARRANT(S) RECIPIENT DESIGNATION

In the event of your death, salary or other monies may be owed to you as an employee of our district. The form below permits immediate release of any warrants (checks) to a person (18 years of age or older) you designate. This can often greatly assist in time of family stress or financial need.

As provided in §53245 of the California Government Code, in the event of my death, I hereby designate the following person (designee) to receive any and all warrants payable to me by the Yosemite Community College District.

Full Legal Name of **DESIGNEE**: _____

Relationship to Employee: _____

Home Address: _____

Phone number: _____

Email Address: _____

This designation form cancels and replaces any designation previously signed for this purpose and shall remain in effect until canceled in writing.

Employee Name: _____

Employee Signature: _____ Date: _____

Employee Social Security #: _____ - _____ - _____

GOVERNMENT CODE – STATE OF CALIFORNIA

§ 53245. Any person now or hereafter employed by a county, city, municipal corporation, district, or other public agency may file with his appointing power a designation of a person who, notwithstanding any other provision of law, shall, on the death of the employee, be entitled to receive all warrants or checks that would have been payable to the decedent had he survived. The employee may change the designation from time to time. A person so designated shall claim such warrants or checks from the appointing power. On sufficient proof of identity, the appointing power shall deliver the warrants or checks to the claimant. A person who receives a warrant or check pursuant to this section is entitled to negotiate it as if he were the payee.



Yosemite Community College District
Human Resources

CONFIDENTIAL DATA SHEET

YCCD is required by state and federal regulation to maintain records as part of its Equal Employment Opportunity Program. Please provide the information requested on this form. Your response will be used for statistical purposes only. Employment opportunities will not be affected by failure to provide the requested information.

Name: _____ **Today's Date:** _____

Social Security Number: _____ **Position:** _____

1a. ARE YOU HISPANIC OR LATINO? Yes or No **If Yes, please check below***
If No, check "1b" below

***Mexican, Mexican-American, Chicano**
Central American
South American
Hispanic Other

1b. WHAT IS YOUR RACE/ETHNICITY? (Check one or more)

American Indian/Alaskan Native	Asian Indian	Asian Other
Black or African American	Cambodian	Chinese
Filipino	Guamanian	Hawaiian
Japanese	Korean	Laotian
Pacific Islander Other	Samoan	Vietnamese
White		

2. GENDER: MALE FEMALE

3. **DISABLED:** As defined in Section 504 of the Rehabilitation Act of 1973 and ADA, a disabled person is one who: A) has a physical or mental impairment which substantially limits one or more major life activities; B) has a record of such an impairment; OR - C) is regarded as having such an impairment.

I am a disabled individual

4. **VETERAN STATUS:** Vietnam Era (August 5, 1965 through May 7, 1975) Yes No
Disabled Veteran: Yes No

For Human Resources Use Only:
Datatel ID #: _____ Full-time: ____ Part-time: ____



Yosemite Community College District
Human Resources

EMERGENCY CONTACT INFORMATION

Print Employee Name Colleague ID # Date of Birth

Street Address (No PO Boxes) City Zip

At: MJC CC YCCD Department: _____ Phone#: _____

Check all that apply: Student Short-Term Part-Time Faculty
 Classified Faculty Mgmt/Admin

In Case of Emergency, please notify the following:

1. _____
Name Relationship

Daytime Number Evening Number Cell Number

2. _____
Name Relationship

Daytime Number Evening Number Cell Number

3. _____
Name Relationship

Daytime Number Evening Number Cell Number

Signature Date

Please return your completed form to the Human Resources Office.
This information will be kept in your Personnel File.

***Columbia College &
Modesto Junior College
Office: 209-575-6699***

PAYROLL DIRECT DEPOSIT AUTHORIZATION

Mail to YCCD-Payroll Dept
PO Box 4065
Modesto, CA 95352

It may take up to 3 payroll cycles for direct deposit to go into effect. During the first cycle and possibly the second cycle you will receive a check in the mail, sent to the address you have on file with Human Resources. You must attach a voided check or a print out from your banking institution stating your name, routing number, account number, and type of account. A deposit slip is not acceptable. **Failure to follow these instructions will result in denial of your request, and it will be sent back to you unprocessed.**

Last Name

First Name

MI

EMPLOYEE ID #

Work Phone

Action

Effective Date

New

Change

Cancel

Your banking institution must have a physical branch in CA per Labor Code 212,213.

Financial Institution

Account Number

Checking

Savings

Transit Routing Number

Amount

Click here if the balance of the payment is to be deposited to this account

Additional Accounts (if deposit is to be made to multiple accounts)

Financial Institution

Account Number

Checking

Savings

Transit Routing Number

Amount

Click here if the balance of the payment is to be deposited to this account

Additional Accounts (if deposit is to be made to multiple accounts)

Financial Institution

Account Number

Checking

Savings

Transit Routing Number

Amount

Click here if the balance of the payment is to be deposited to this account

I hereby authorize YCCD to deposit and the financial institution listed below to deposit my pay automatically to my account listed above each payday and, if necessary, to adjust or reverse a deposit for any payroll entry made to my account in error. This authorization will remain in effect until I have cancelled it in writing and with such time as to afford YCCD a reasonable opportunity to act on it. YCCD can initiate termination of this agreement based on employment circumstances that may result in overpayment or due to rejection by your financial institution.

Signature

Date



Yosemite Community College District Human Resources

Parking Permits

As an employee or volunteer you are required to have a parking permit if you are parking on any college property. You can purchase a daily parking pass at any Day Pass Machine (DPM) available in most parking lots and park in Student Parking only, or you may purchase a semester (Adjunct) or annual (Faculty/Classified/Management) parking permit.

To purchase a parking permit you need to go to **mycampuspermit.com** at any time during a semester. Parking permits are distributed via the USPS to the address you provide and come in the form of a decal. Decals must be placed in the lower right corner of the front windshield; or you may also purchase a reusable clear mirror hanger for your decal, for \$1.50, if you prefer that method.

What if I have a Handicap Placard/License Plate?

If you have a valid handicap placard/license plate you do not need to purchase a parking permit. Persons with a valid handicap placard, under Section 22511.5 CVC, may park in designated disabled parking stalls, or staff or student parking stalls if no disabled stalls are available. You may not use areas that are not indicated as parking areas. If you have a short-term disability, you may apply for a short-term permit at a Health Services office which will allow you to park closer to your class.

Visitor Parking

The free visitor parking is available to guests of the YCCD. Visitor parking is for thirty (30) minutes only and the spaces are designated with a green curb. Beware, students, staff, and faculty with a valid parking permit will be ticketed if caught parking in these spaces.

PARKING AND TRAFFIC ORDINANCES

Community College District
Modesto Junior College
Columbia College



ADOPTED BY:
YOSEMITE COMMUNITY COLLEGE DISTRICT
(Revisions: December 12, 2007; August 2009;
Bail Schedule revision 12/10/10)





Welcome to CalSTRS

Benefits and services
for new educators



Dear CalSTRS member,

Welcome to CalSTRS! As your retirement plan, we are dedicated to your secure financial future and helping you get there.

This booklet provides a quick overview of your benefits as a CalSTRS member, including your monthly retirement benefit, which is calculated using a formula that provides a fixed percentage of your final compensation based on your age at retirement and your years of service.

Your income in retirement is a shared responsibility between CalSTRS and you. On average, the CalSTRS retirement benefit replaces approximately 50% of a career educator's salary. Need more for your future? Pension2[®], the CalSTRS voluntary supplemental savings plan, can help fill the gap.

If you haven't already done so, be sure to register for *myCalSTRS*, our secure online website for managing your CalSTRS accounts and personal information. Also check out **CalSTRS.com** to sign up for workshops, view member education videos and download publications and forms.

Thank you for choosing education for your career.

Sincerely,

A handwritten signature in black ink, reading "C. Lichnock". The signature is fluid and cursive, with a large initial "C" and a stylized "L".

Cassandra Lichnock
Chief Executive Officer

Sustainability for the future

CalSTRS was established more than a century ago in 1913 as the pension plan for California's public school educators. We have since grown to represent more than 1 million dedicated educators and their beneficiaries. Our membership spans from new teachers just starting out to retired educators enjoying the fruits of decades of teaching in the classroom. As a global investor, we have a fiduciary duty to be principled and effective within our operations to meet our financial commitments to our members this century and beyond.

Contents

Welcome to CalSTRS	4
Your income in retirement is a shared responsibility between CalSTRS and you.	5
Your CalSTRS retirement at a glance	6
CalSTRS Defined Benefit Program	7
Your Defined Benefit Supplement account	9
CalSTRS Cash Balance Benefit Program	11
Part-time educators—Choosing the Defined Benefit Program or an alternative plan	12
Your Retirement Progress Report	13
Your future starts now with CalSTRS Pension2	14

*CalSTRS is governed by the Teachers' Retirement Law, available at **CalSTRS.com**, and other governing laws. If there is a conflict between the law and this booklet, the law prevails. CalSTRS makes reasonable effort to provide accurate information in its publications, but such information is not meant to replace the law or provide legal or financial advice. To stay informed, consult a variety of sources, including **CalSTRS.com**, the California State Legislative Counsel website at **leginfo.legislature.ca.gov**, your union and elected legislative representatives. CalSTRS can provide you with information on your benefit choices but does not provide any legal, financial, tax or other advice. For such advice, consider consulting a professional in the relevant field.*



Welcome to CalSTRS

CalSTRS provides retirement, disability and survivor benefits to California's public school educators and their beneficiaries.

Pension2®, the CalSTRS voluntary supplemental savings program, offers low-cost 403(b), 457(b), Roth 403(b) and Roth 457(b) investment plans for additional retirement income.

.....

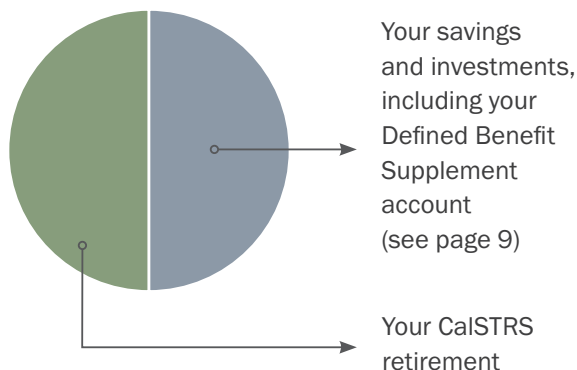
We're here for you

CalSTRS offers services and information for every stage in your career:

- Your annual *Retirement Progress Report*, which provides a summary of your CalSTRS accounts and service credit.
- Convenient, secure online services and access to your account information with *myCalSTRS*.
- Customer service by secure online messages, phone or letter.
- Benefits specialists to help you understand your benefits and more.
- Member education videos and publications.
- Benefit and retirement planning workshops and webinars.
- Financial awareness workshops and webinars that focus on financial literacy and money-management skills.
- CalSTRS Pension2 investment plans with low costs and flexible investment options.
- Side-by-side comparisons of your district's 403(b) plans at **403bCompare.com**.

➤ Find the CalSTRS *Member Handbook* at **CalSTRS.com/publications**.

Your income in retirement is a shared responsibility between CalSTRS and you



Your CalSTRS retirement benefit—will it be enough?

On average, the CalSTRS retirement benefit replaces approximately 50% of a career educator's salary. Consider closing any gap between your target retirement income goal and your retirement benefit with savings and investments, such as CalSTRS Pension2 403(b), Roth 403(b), 457(b) and Roth 457(b) plans.



Invest sooner rather than later. That's the top recommendation from a poll of California educators aged 40 to 49 when asked what retirement advice they would give their younger colleagues. It's never too early to start investing in your future.

➤ Learn more about the plans available through Pension2 on page 14.



Access your information on myCalSTRS

myCalSTRS offers easy, secure and convenient access to your CalSTRS accounts and forms. Start at [myCalSTRS.com](https://mycalstrs.com). Once you complete the one-time, five-step registration process, your myCalSTRS account will be active.

With myCalSTRS, you can:

- Keep your contact information current.
- View your account and service credit balances.
- Name and update your one-time death benefit recipient designations.
- Ask questions and receive prompt, secure answers.
- View your current and past *Retirement Progress Reports*.
- Complete and submit forms online.



Need help registering?
View the self-paced, interactive online registration guide on [myCalSTRS.com](https://mycalstrs.com).

Your CalSTRS retirement at a glance


CalSTRS administers a hybrid retirement system consisting of traditional defined benefit, cash balance and voluntary defined contribution plans:

- **Traditional defined benefit plan:** Your CalSTRS retirement benefit is a defined benefit pension. It's based on the following formula, not on how much you contribute or how well CalSTRS investments perform:

service credit × age factor × final compensation = your retirement benefit

- **Cash balance plan:** The CalSTRS Defined Benefit Supplement Program is a cash balance plan. A portion of your and your employer's contributions on earnings for service in excess of one year are credited to your Defined Benefit Supplement account. Your account earns guaranteed interest and, when the Teachers' Retirement Board declares, additional earnings credits. At retirement, you receive a benefit that is equal to your total account balance. The CalSTRS Cash Balance Benefit Program, an alternative to the Defined Benefit Program for part-time educators, is also a cash balance plan.

- **Defined contribution plan:** With CalSTRS Pension2, you can set aside additional savings for retirement. Select from a variety of investment plans, then contribute to your tax-advantaged account through paycheck deductions. The amount you have at retirement depends on your contributions, investment gains or losses, and account expenses.



Not sure which retirement plan you belong to?



Are you a full-time educator?

You are already a member of the CalSTRS Defined Benefit Program.



Do you work part time?

You have a choice between the CalSTRS Defined Benefit Program or an alternative retirement plan, such as the CalSTRS Cash Balance Benefit Program, if offered by your employer.

- To learn more about mandatory membership in the Defined Benefit Program for certain part-time employees, and Cash Balance Benefit Program eligibility, see the *Member Handbook* at [CalSTRS.com/publications](https://www.calstrs.com/publications).

CalSTRS Defined Benefit Program

If you're a full-time California public school preK–12 teacher, community college instructor or public school administrator, or are performing other service creditable to CalSTRS on a full-time basis, you're automatically a member of the Defined Benefit Program. If you're a part-time or substitute educator, you may choose to be a member of the Defined Benefit Program or an alternative program, such as the Cash Balance Benefit Program, if offered by your employer.

CalSTRS has two benefit structures:

- **CalSTRS 2% at 62:** Members first hired on or after January 1, 2013, to perform service that could be credited to the Defined Benefit Program and who never before performed service that could be credited to the Defined Benefit Program under a different retirement system, including Social Security.
- **CalSTRS 2% at 60:** Members first hired on or before December 31, 2012, to perform service that could be credited to the Defined Benefit Program, even if they were subject to coverage under a different retirement system, including Social Security.

The 2% refers to the percentage of your final compensation, also known as the age factor, you'll receive as a retirement benefit for every year of service credit if you retire at the indicated age.

- The information in this booklet is for CalSTRS 2% at 62 members. If you're a CalSTRS 2% at 60 member, see the *Member Handbook* at [CalSTRS.com/publications](https://www.calstrs.com/publications).

Your retirement benefit

When you have five years of service credit, you are entitled to a lifetime monthly benefit when you retire. Your CalSTRS monthly retirement benefit is a defined benefit pension calculated using a formula that provides a fixed percentage of your final compensation based on your age at retirement and your years of service:

service credit × age factor × final compensation = your retirement benefit

Service credit

Service credit is the number of years, including partial years, you have worked and contributed to CalSTRS.

- You earn service credit every day you perform creditable service or are on a paid leave of absence.
- You can earn up to one year of service credit in a school year.

If you earn more than one year of service in a school year, a portion of the contributions made by you and your employer on earnings from the additional service will be credited to your Defined Benefit Supplement account each fall after the school year.


Age factor

The age factor for normal retirement age at 62 is 2%. The age factor for early retirement at age 55 is 1.16%. The maximum age factor is 2.4% at age 65.

Final compensation

As a CalSTRS 2% at 62 member, your final compensation is calculated using your highest average annual compensation earnable for 36 consecutive months, up to the compensation cap. Learn more at [CalSTRS.com/limits](https://www.calstrs.com/limits).

- You can choose to provide a lifetime monthly benefit to someone after your death. If you choose an option beneficiary, your monthly retirement benefit will be reduced.

 View the *Understanding the Formula* video at [CalSTRS.com/videos](https://www.calstrs.com/videos).

Contributions to your CalSTRS retirement

CalSTRS pays retirement benefits using a combination of investment income and contributions.

Member contributions

As a CalSTRS 2% at 62 member, your contribution rate is connected with the normal cost of your retirement benefits. When changes in the normal cost meet certain thresholds defined by law, your contribution rate is adjusted. The normal cost is determined based on the actuarial valuation, the snapshot of CalSTRS' financial status presented to the Teachers' Retirement Board each spring.

- Learn more about member contributions at CalSTRS.com/contributions.

Employer and state contributions

Your employer and the State of California also contribute to the Defined Benefit Program based on a percentage of your earnings. The amount is set each spring by the Teachers' Retirement Board.

In addition, the state contributes approximately 2.5% of member earnings each year to support inflation protection for retirees.

Eligibility to retire

As a CalSTRS 2% at 62 member, you can retire as early as age 55 with at least five years of service credit—or fewer years, if you retire under the special circumstances of concurrent retirement with one or more other eligible California public retirement systems. See the *Member Handbook* at CalSTRS.com/publications for more information.

Inflation protection

Your retirement benefit is protected against rising prices in two ways:

- Starting September 1 after the first anniversary of your retirement date, your benefit automatically increases each year by an amount equal to 2% of your initial benefit. The increase is not compounded or tied to changes in the cost of living.
- If inflation erodes the purchasing power of your retirement benefit, you'll receive an additional quarterly payment, subject to the availability of funds set aside for purchasing power protection. Currently, supplemental benefits protect 85% of the purchasing power of retirees' initial monthly benefits.

Your survivor and disability benefits

Depending on your years of service credit and if you die before or after retirement, your survivors may receive a one-time death benefit and a monthly benefit or a refund of the balance in your account.

The basic disability benefit is 50% of your final compensation earned. The maximum disability benefit you can receive, including benefits for eligible dependent children, is 90% of your final compensation earned.

- 📺 View the *Survivor Benefits and Disability Benefits* videos at CalSTRS.com/videos.



Your Defined Benefit Supplement account

As a Defined Benefit Program member, you have a Defined Benefit Supplement account that provides additional savings for your retirement.

If you have earnings for service in excess of one year of service credit but below the compensation cap, contributions on those earnings will be credited to your Defined Benefit Supplement account. When you retire, you'll receive your CalSTRS retirement benefit and your Defined Benefit Supplement funds.

Excess contributions

The Defined Benefit Supplement member contribution rate, currently 9% for CalSTRS 2% at 62 members, is less than the contribution rate for compensation creditable to the Defined Benefit Program. If you earn compensation for service in excess of one year in a school year, contributions in excess of the 9% for this service will be returned to you by your employer.

CalSTRS will return any excess contributions to your employer in late September. Your employer is responsible for returning your excess member contributions to you, less any authorized adjustments or tax withholding. Any excess member contributions you made during the school year are reported on your *Retirement Progress Report*. Your myCalSTRS account shows a breakdown of excess contributions by employer. If you have questions regarding the return of your excess contributions, please contact your employer.

 View the Defined Benefit Supplement Program videos at [CalSTRS.com/videos](https://www.calstrs.com/videos) for more information.

Important considerations

Social Security, CalSTRS and you

As a CalSTRS member, you do not contribute to Social Security, so you will not receive Social Security benefits for your CalSTRS-covered employment. **If you expect to receive a Social Security benefit through other employment or your spouse, two federal rules—the Windfall Elimination Provision and the Government Pension Offset—could leave you with a smaller benefit or no benefit at all.** Your CalSTRS retirement benefit will not be reduced by these offsets.

➤ View the *Introduction to Social Security* video at [CalSTRS.com/videos](https://www.calstrs.com/videos) or see the fact sheet, *Social Security, CalSTRS and You*, at [CalSTRS.com/publications](https://www.calstrs.com/publications) to learn more.

Health insurance in retirement

CalSTRS does not provide health benefits. Your health benefits depend on your district's agreement with your employee bargaining unit. Ask your employer if you will have health benefits in retirement. Many retired educators have to contribute to or pay their own health insurance costs. **Consider setting aside extra money now for your future.**

You and your employer each pay 1.45% of your wages toward earning coverage under Medicare, the federal health insurance program for people age 65 and older.



Consider investing the 6.2% of your salary that would have gone to Social Security into a CalSTRS Pension2 tax-deferred 403(b) or 457(b) account for additional income in retirement.

What if you leave education?


You can keep your money with CalSTRS if you leave education, or you can request a refund. A refund includes the total balance of your own Defined Benefit Program contributions and interest, and a distribution of the total balance of your Defined Benefit Supplement account. You cannot withdraw employer contributions that were made to the Defined Benefit Program. Even if you think you may not return to public education, taking a refund may not make financial sense.

Benefits of leaving your contributions with CalSTRS:

- You'll keep your service credit.
- Your accounts will continue to accrue interest.
- You'll be eligible for a monthly retirement benefit when you're age 55 if you have at least five years of service credit—or under the special circumstances of concurrent retirement with one or more other eligible California public retirement systems.

Consequences of cashing out include:

- You'll no longer be a member of CalSTRS: You will give up all rights to your retirement benefit as well as survivor and disability benefits unless you return to CalSTRS-covered employment.
- Your refund may be subject to additional federal and state taxes if you take your refund before age 59½ and do not roll over your funds to a qualified retirement plan.
- If you take a refund, it's expensive if you return to public education and want to purchase, or redeposit, your service credit.

 View the *Refund: Consider the Consequences* video at CalSTRS.com/videos or see the fact sheet at CalSTRS.com/publications.

Ways to increase service credit

The more service credit you have at retirement, the greater your CalSTRS benefit. You may purchase service credit for:

- Eligible service in out-of-state or foreign public schools, the military, Peace Corps or Job Corps; and eligible leave, including maternity, paternity, sabbatical, and leave approved under the federal Family and Medical Leave Act and the California Family Rights Act.
- Nonmember service for part-time or substitute work performed before you were a CalSTRS member.
- Redeposits of previously refunded contributions, plus interest, after returning to CalSTRS-covered employment.

It costs less to buy service credit earlier in your career than later.

➤ View the *Purchasing Service Credit* video at CalSTRS.com/videos or see the fact sheet at CalSTRS.com/publications.



Transfer unused sick leave if you change districts

At service retirement, CalSTRS will convert your unused sick leave to additional service credit based on what's reported to us by your employers during the last year you earned creditable compensation. If you change employers during your career, be sure to coordinate with your former employer to arrange for the transfer of your accumulated unused sick leave to your new employer.

CalSTRS Cash Balance Benefit Program

For part-time educators

The Cash Balance Benefit Program is a retirement plan that employers may choose to offer their part-time educators as an alternative to participating in the Defined Benefit Program.

Your retirement benefit

When you become a Cash Balance Benefit Program participant, you qualify for a retirement benefit when you reach age 55 and are no longer performing creditable service.

Your retirement benefit is the amount of money in your Cash Balance Benefit account. If you have less than \$3,500, you must take a lump-sum payment. If your account balance is \$3,500 or more, you can choose to receive a lump sum or a monthly benefit over a specific period of time or over your lifetime and, if you elect to do so, the lifetime of your beneficiary. If you elect to receive your retirement benefit as a lump-sum payment, your benefit will be payable 180 calendar days after the date you terminated employment.

Your contributions

Your employer contributes at least 4% of your salary, and generally, you also contribute 4%. Alternative rates may be bargained; however, the combined employer and employee contribution must be at least 8%. In addition, the employee contribution rate cannot be less than the employer contribution rate starting with contracts entered into or changed on or after January 1, 2014.

Disability and death benefits

As a Cash Balance Benefit Program participant, you also have disability and death benefits. Visit CalSTRS.com/cash-balance-benefit-program to learn more.

What if you leave public education?

You have two options:

- Leave your contributions with CalSTRS where they will continue to accrue interest.
- Withdraw your funds or roll them over to another qualified retirement plan. If you choose to withdraw your funds, your benefit will be payable 180 calendar days following the date you terminated employment. If you later return to CalSTRS-covered employment, you will not be able to withdraw funds again for five years. You cannot redeposit any Cash Balance funds you withdraw.



As a part-time employee, you may have a choice of retirement plans. Your employer must offer the Defined Benefit Program and may offer an alternative program such as the Cash Balance Benefit Program.

Need to save more for your future?

CalSTRS Pension2 offers flexible, low-cost 403(b) and 457(b) plans. See pages 14–15 to learn more.

Part-time educators

Choosing the Defined Benefit Program or an alternative plan

As a part-time employee, you may have a choice of retirement plans—the CalSTRS Defined Benefit Program or an alternative program such as the CalSTRS Cash Balance Benefit Program. Contact your employer to determine your plan eligibility.

In most cases, you can continue as a Cash Balance Benefit Program participant if you move to another school district that offers the program and you continue to work less than 50% of full time or on a temporary basis. If you become a member of the Defined Benefit Program and are no longer contributing to the Cash Balance Benefit Program, you may be eligible to transfer your Cash Balance Benefit funds into the Defined Benefit Program. You'll receive Defined Benefit service credit for your previous transferable Cash Balance Benefit service.

➤ You may choose to become a Defined Benefit Program member at any time during your career.

Choose the plan that works best for you

Choose the CalSTRS Defined Benefit Program if you:

- Plan to work as a California educator long enough to become eligible for a CalSTRS retirement benefit (five years of service credit).
- Want a monthly benefit that is based on a percentage of your average full-time equivalent salary and any remuneration in addition to salary.
- Are comfortable contributing a percentage of your pay toward your retirement. Your contribution rate is 10.205% and is subject to change annually based on the normal cost of benefits.

➤ See the *Cash Balance Benefit Program* publication and the *Considerations for Part-time Educators* fact sheet at [CalSTRS.com/publications](https://www.calstrs.com/publications).

Choose the CalSTRS Cash Balance Benefit Program if you:

- Want a program that provides immediate vesting of your benefit, which includes your member contributions, your employer's contributions, guaranteed interest and any additional earnings credits.
- Want a lump-sum payment or lifetime monthly benefit based on the total balance credited to your account.
- Are comfortable with the contribution rate, which is typically 4% of your earnings. Your contribution and your employer's contribution must equal at least 8%. Employers must contribute at least 4%, and your contribution rate cannot be less than the employer contribution rate.

Questions to ask

If your employer offers an alternative program other than the Cash Balance Benefit Program, ask:

- Does the plan offer a monthly retirement benefit for life, or is it a non-lifetime benefit based on contributions and interest?
- What is the contribution rate? Is it matched by your employer?
- Is there a minimum requirement to be eligible for benefits?
- Does the plan charge administrative fees?
- Is there a guaranteed annual interest rate?
- Does the plan have a sound investment record?
- When does the plan permit distribution of your account?

Your Retirement Progress Report

Keep up on your CalSTRS account and service credit balances by reviewing your *Retirement Progress Report* each year.

Your report summarizes:

- The service credit you earned as of the end of the previous school year.
- Your total accumulated service credit.
- The name of your one-time death benefit recipient.
- Accumulated contributions and interest in your Defined Benefit, Defined Benefit Supplement or Cash Balance Benefit accounts.

The report is provided online through your *myCalSTRS* account. If you would like to receive your report by mail, use your *myCalSTRS* account to request your preference or complete the *Retirement Progress Report Preference* form, available at CalSTRS.com/forms.

- **If you believe there's a discrepancy in your report, do not wait to correct errors. Contact your employer immediately.**



CalSTRS resources

Take advantage of our resources to help you understand your benefits and plan for your secure future. In addition, CalSTRS representatives are available by email or phone to answer your questions.

Webinars: Find descriptions of webinars tailored to each career stage at CalSTRS.com/webinars.

Financial Awareness Series: Learn how to make smart financial decisions about your future today at CalSTRS.com/financial-awareness.

Member benefit videos: View videos that explain the retirement formula, how to determine your retirement income gap, and how two federal offsets may impact your Social Security benefits at CalSTRS.com/videos.

Benefit calculators: Estimate your retirement benefit or the cost to purchase service credit using the calculators at CalSTRS.com/calculators.

Connections newsletter: Keep up to date by reading *Connections* online at CalSTRS.com/member-newsletters. *Connections* is going digital-only to help us conserve natural resources and reduce costs. Be sure your email address in your *myCalSTRS* account is current. We'll send you an email letting you know when each edition is available.

Pension Sense blog: Get helpful information about your benefits, the CalSTRS Investment Portfolio, our corporate engagement activities and more by subscribing to our blog at CalSTRS.com/pension-sense-blog.

Social media: Connect with us online and get timely updates and useful information about CalSTRS at CalSTRS.com/stay-connected.



Your future starts now with CalSTRS Pension2

You're already off to a great start to your secure future with your CalSTRS retirement benefit. Next, you'll likely need personal savings and investments.

Pension2, the CalSTRS voluntary supplemental savings plan, offers 403(b), 457(b), Roth 403(b) and Roth 457(b) plans with low costs and flexible investment options. It's designed to fill the gap between your CalSTRS retirement benefit and the income you'd like to have in retirement.

CALSTRS

pension

2

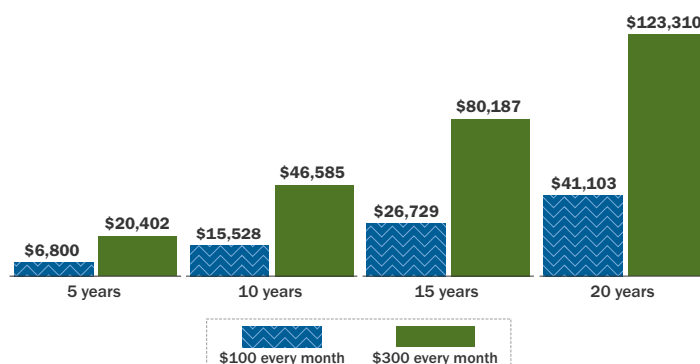
personal wealth plan

It's your future. Choose Pension2™.

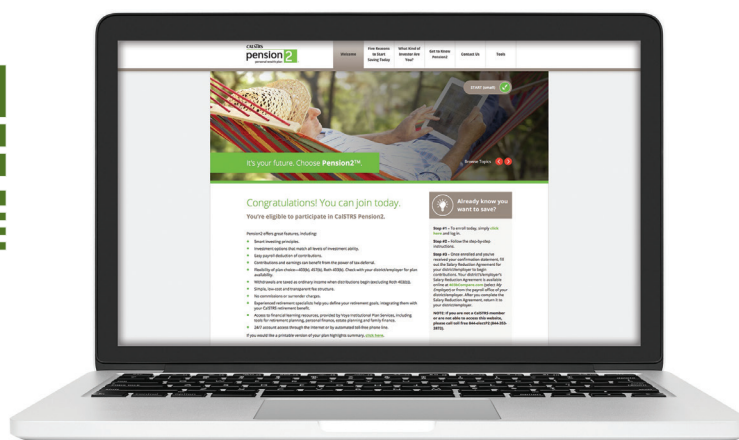
A little now can really add up later

Let's say you contribute \$100 every month to your account. If your account averages a 5% rate of return annually, after 20 years you could have \$41,103. If you increase your monthly contribution to \$300, your savings could grow to \$123,310. An added benefit of tax-deferred contributions: Your \$300 investment may reduce your paycheck by only \$173.

This hypothetical illustration assumes a combined 37% state and federal tax rate. It's not meant to represent the performance of any investment product and should not be used to predict investment performance. Any taxes and expenses associated with an actual investment are not reflected. While taxes are paid when funds are withdrawn, investors are often in a lower tax bracket at retirement. CalSTRS Pension2 does not guarantee any rate of return on investments. Investing involves risk, including risk of loss of principal.



➤ Learn more at **Pension2.com**, call 888-394-2060 or scan the QR code.



You can save a little or a lot—and you can change your contribution amount any time.

403bCompare

403bCompare.com is your resource for information on the 403(b) products offered by your employer. There you will learn about the advantages of a 403(b) account, find your employer's approved list of 403(b) vendors, compare 403(b) products side by side (including fees, services and performance) and get information about how to start easy paycheck contributions. Visit **403bCompare.com** today to explore your options and easily compare hundreds of plans.

WEB



CalSTRS.com
myCalSTRS.com
403bCompare.com
Pension2.com

CALL



800-228-5453
Calls from within the U.S.

916-414-1099
Calls from outside the U.S.

888-394-2060
CalSTRS Pension2®
Personal wealth plan

844-896-9120
CalSTRS Compliance and Ethics Hotline
CalSTRShotline.ethicspoint.com

WRITE



Postal mail
P.O. Box 15275
Sacramento, CA 95851-0275

Overnight delivery to CalSTRS Headquarters
100 Waterfront Place
West Sacramento, CA 95605

VISIT



Find your nearest CalSTRS office at
CalSTRS.com/local-offices.

Call ahead for the hours and
services available at your local office.

FAX



916-414-5040

STAY CONNECTED



Moved or planning a move soon?

Three ways to update your contact information:



myCalSTRS makes it easy. From the homepage, select
Update Your Profile, then follow the instructions.

myCalSTRS.com



Fill out the *Address Change Request* form online,
sign electronically and submit.

CalSTRS.com/fillable-member-forms



Complete the *Address Change Request*
form, sign, date and mail it to us.

CalSTRS.com/forms



For your security, when you update
your mailing or email address, we
will send you a letter and an email
confirming the update. Make sure
we have your personal email
address, so we'll be able to reach you.



YOSEMITE COMMUNITY COLLEGE DISTRICT
CERTIFICATED PART-TIME FACULTY/OVERLOAD NON-INSTRUCTIONAL HOURLY SALARY
2024-2025 5.3123%
Effective Fall 2024

	Column I	Column II	Column III	Column IV	Column V
Academic Placement or Vocational Placement	MA BA+2 yrs. Exp. or AS+6 yrs. Exp.	MA+12 or BA+48	MA+24 or BA+60	MA+36 or BA+72	DOCTORATE
Step No.					
1	49.92	52.19	54.46	56.73	58.83
2	51.95	54.32	56.68	59.04	61.14
3	53.98	56.44	58.89	61.35	63.44
4	56.02	58.56	61.11	63.65	65.75
5	58.05	60.69	63.32	65.96	68.06
6	60.08	62.81	65.54	68.27	70.37
7	62.11	64.93	67.75	70.58	72.67
8	64.14	67.05	69.97	72.88	74.98
9	66.17	69.18	72.18	75.19	77.29
10	68.20	71.30	74.40	77.50	79.60
11	70.23	73.42	76.62	79.81	81.91

Part Time Faculty office Hours are paid at a flat rate of \$30 per hour

Non-Instructional faculty hired on or after July 1, 2024


YOSEMITE COMMUNITY COLLEGE DISTRICT
CERTIFICATED PART-TIME FACULTY/OVERLOAD INSTRUCTIONAL HOURLY SALARY
2024-2025 5.3123%
Effective Fall 2024

	Column I	Column II	Column III	Column IV	Column V
Academic Placement or Vocational Placement	MA BA+2 yrs. Exp. or AS+6 yrs. Exp.	MA+12 or BA+48	MA+24 or BA+60	MA+36 or BA+72	DOCTORATE
Step No.					
1	71.89	75.17	78.43	81.69	84.71
2	74.81	78.20	81.62	85.02	88.04
3	77.74	81.27	84.79	88.33	91.36
4	80.67	84.32	88.01	91.66	94.69
5	83.60	87.39	91.18	94.98	97.99
6	86.52	90.44	94.37	98.30	101.32
7	89.43	93.51	97.57	101.63	104.64
8	92.36	96.55	100.75	104.95	107.97
9	95.28	99.61	103.94	108.27	111.29
10	98.21	102.67	107.14	111.60	114.62
11	101.12	105.73	110.34	114.93	117.95

Part Time Faculty office hours are paid at a flat rate of \$30 per hour



THE FACTS ABOUT WORKERS' COMPENSATION



PO Box 696
Concord, CA 94522-0696
925-482-3535

Revised 2/01/2024 and effective for
dates of injuries on or after 1/1/13.

Approved by the Division of Workers' Compensation
©Athens Administrators. All rights reserved.

This pamphlet, or a similar one that has been approved by the Administrative Director, must be given to all newly hired employees in the State of California. Employers and claims administrators may use the content of this document and put their logos and additional information on it. The content of this pamphlet applies to all industrial injuries that occur on or after January 1, 2013.

WHAT IS WORKERS' COMPENSATION?

If you get hurt on the job, your employer is required by law to pay for workers' compensation benefits. You could get hurt by:

One event at work.
Examples: hurting your back in a fall, getting burned by a chemical that splashes on your skin or getting hurt in a car accident while making deliveries.

OR

Repeated exposures at work. Examples: hurting your hand, back, or other part of your body from doing the same repeated motion or losing your hearing because of constant loud noise

OR

Workplace crime.
Examples: you get hurt in a store robbery, physically attacked by an unhappy customer.

DISCRIMINATION IS ILLEGAL

It is illegal under Labor Code section 132a for your employer to punish or fire you because you:

- File a workers' compensation claim
- Intend to file a workers' compensation claim
- Settle a workers' compensation claim
- Testify or intend to testify for another injured worker.

If it is found that your employer discriminated against you, he or she may be ordered to return you to your job. Your employer may also be made to pay for lost wages, increased workers' compensation benefits, and costs and expenses set by state law.

WHAT ARE THE BENEFITS?

Medical care: Paid for by your employer to help you recover from an injury or illness caused by work. Doctor visits, hospital services, physical therapy, lab tests and x-rays are some of the medical services that may be provided. These services should be necessary to treat your injury. There are limits on some services such as physical and occupational therapy and chiropractic care.

Temporary Disability (TD) benefits: Payments if you lose wages because your injury prevents you from doing your usual job while recovering. The amount you may get is up to two-thirds of your wages. There are minimum and maximum payment limits set by state law. You will be paid every two weeks if you are eligible. For most injuries, payments may not exceed **104 weeks within five years from your date of injury**. Temporary Disability (TD) stops when you return to work, or when the doctor releases you for work, or says your injury has improved as much as it's going to.

Permanent Disability (PD) benefits: Payments if you don't recover completely. You will be paid every two weeks if you are eligible. There are minimum and maximum weekly payment rates established by state law. The amount of payment is based on:

- Your doctor's medical reports
- Your age
- Your occupation

Supplemental Job Displacement Benefits

(SJDB): This is a voucher for up to \$6,000 that you can use for retraining or skill enhancement at an approved school, books, tools, licenses or certification fees, or other resources to help

you find a new job. You are eligible for this voucher if:

- You have a permanent disability.
- Your employer does not offer regular, modified, or alternative work, **within 60 days** after the claims administrator receives a doctor's report saying you have made a maximum medical recovery.

Return-to-Work Supplemental Program

(RTWSP): For dates of injury after 1/1/2013, you may qualify for additional money from the Division of Workers' compensation program known as the Return-to-Work Supplement Program (RTWSP) if you received the Supplemental Job Displacement Voucher (SJDB). If you have questions or think you qualify, contact the Information & Assistance Unit by calling 1-800-736-7401 or visit website: <https://www.dir.ca.gov/RTWSP/RTWSP.html>

Death benefits: Payments to your spouse, children or other dependents if you die from a job injury or illness. The amount of payment is based on the number of dependents. The benefit is paid every two weeks at a rate of at least **\$224 per week**. In addition, workers' compensation provides a burial allowance.

OTHER BENEFITS

You may file a claim with the Employment Development Department (EDD) to get state disability benefits when workers' compensation benefits are delayed, denied, or have ended. There are time restrictions so for more information contact the local office of EDD or go to their web site www.edd.ca.gov.

WORKERS' COMPENSATION FRAUD IS A CRIME

Any person who makes or causes to be made any knowingly false statement in order to obtain or deny workers' compensation benefits or payments is guilty of a felony. If convicted, the person will have to pay fines up to \$150,000 and/or serve up to five years in jail.

WHAT SHOULD I DO IF I HAVE AN INJURY?

Report your injury to your employer: Tell your supervisor right away no matter how slight the injury may be. Don't delay – there are time limits. You could lose your right to benefits if your employer does not learn of your injury within 30 days. If your injury or illness is one that develops over time, report it as soon as you learn it was caused by your job. If you cannot report to the employer or don't hear from the claims administrator after you have reported your injury, contact the claims administrator yourself.

You may be able to find the name of your employer's workers' compensation insurer at www.caeworkcompcoverage.com. If no coverage exists or coverage has expired, contact the Division of Labor Standards Enforcement at www.dir.ca.gov/DLSE as all employees must be covered by law.

Get emergency treatment if needed: If it's a medical emergency requiring an ambulance, fire department, or police; call 911. If an ambulance is not required go to an emergency room right away. For non-emergency medical care, contact your employer. When you arrive at the facility tell the medical provider who

treats you that your injury is job-related. Your employer may tell you where to go for treatment.

Fill out DWC 1 claim form and give it to your employer: Your employer must give you a **DWC 1 claim form** within **one working day** after learning about your injury or illness. Complete the employee portion, sign and give it back to your employer. Your employer will then file your claim with the claims administrator. Your employer must authorize treatment within **one working day** of receiving the **DWC 1 claim form**. If the injury is from repeated exposures, you have **one year** from when you realized your injury was job related to file a claim.

In either case, you may receive up to **\$10,000** in employer-paid medical care until your claim is either accepted or denied. The claims administrator has **up to 90 days** to decide whether to accept or deny your claim. Otherwise, your case is presumed payable. Your employer or the claims administrator will send you "benefit notices" that will advise you of the status of your claim.

MORE ABOUT MEDICAL CARE

What is a Primary Treating Physician (PTP)? This is the doctor with overall responsibility for treating your injury or illness. He or she may be:

- The doctor you name in writing before you get hurt on the job
- A doctor from the medical provider network (MPN)
- The doctor chosen by your employer during the first 30 days of injury if your employer does not have an MPN
- The doctor you chose after the first 30 days if your employer does not have a MPN

What is a Medical Provider Network (MPN)? A MPN is a select group of health care providers who treat injured workers. Check with your employer to see if they are using a MPN. If you have not named a doctor before you get hurt and your employer is using a MPN, you will see a MPN doctor. After your first visit, you are free to choose another doctor from the MPN list.

What is Predesignation? Predesignation is when you name your regular doctor to treat you if you get hurt on the job. The doctor must be a medical doctor (M.D.), doctor of osteopathic medicine (D.O.) or a medical group with an

M.D. or D.O. You must name your doctor in writing before you get hurt or become ill.

You may predesignate a doctor if you have health care coverage for non-work injuries and illnesses. The doctor must have:

- Treated you
- Maintained your medical history and records before your injury and
- Agreed to treat you for a work-related injury or illness before you get hurt or become ill

You may use the “predesignation of personal physician” form included with this pamphlet. After you fill in the form, be sure to give it to your employer. If your employer does not have an approved MPN, you may name your chiropractor or acupuncturist to treat you for work related injuries. The notice of personal chiropractor or acupuncturist must be in writing before you get hurt. You may use the form

included in this pamphlet. After you fill in the form, be sure to give it to your employer.

With some exceptions, state law does not allow a chiropractor to continue as your treating physician after **24 visits**. Once you have received 24 chiropractic visits, if you still require medical treatment, you will have to select a new physician who is not a chiropractor. The term “chiropractic visit” means any chiropractic office visit, regardless of whether the services performed involve chiropractic manipulation or are limited to evaluation and management.

Exceptions to 24 visits include postsurgical physical medicine visits prescribed by the surgeon, or physician designated by the surgeon, under the postsurgical component of the Division of Workers' Compensation's Medical Treatment Utilization Schedule, or if your employer has authorized additional visits in writing.

WHAT IF THERE IS A PROBLEM?

If you have a concern, speak up. Talk to your employer or the claims administrator handling your claim and try to solve the problem. If this doesn't work, get help by trying the following:

Contact the Division of Workers' Compensation (DWC) Information and Assistance (I&A) Unit.

All 24 DWC offices throughout the state provide information and assistance on rights, benefits and obligations under California's workers' compensation laws. I&A officers help resolve disputes without formal proceedings. Their goal is to get you full and timely benefits. Their

services are free. To contact the nearest I&A Unit, go to [https:// www.dir.ca.gov/dwc/ianda.html](https://www.dir.ca.gov/dwc/ianda.html) or call **1-800-736-7401**.

You have the right to consult with an attorney:

Most attorneys offer one free consultation. If you decide to hire an attorney, his or her fees may be taken out of some of your benefits. For names of workers' compensation attorneys, call the State Bar of California at **1-415-538-2120** or go visit their website at www.californiaspecialist.org. You may also get a list of attorneys from your local I&A Unit by calling **1-800-736-7401**.

WARNING

Your employer may not pay workers' compensation benefits if you get hurt in a voluntary off-duty recreational, social or athletic activity that is not part of your work-related duties.

You may also have other rights under the Americans with Disabilities Act (ADA) or the California Fair Employment and Housing Act (FEHA). For additional information, contact California Civil Rights Department (CRD) at 1-800-884-1684 or the Equal Employment Opportunity Commission (EEOC) at 1-800-669-4000.

The information contained in this pamphlet conforms to the informational requirements found in Labor Code sections 3551 and 3553 and California Code of Regulation, Title 8, sections 9880 and 9883. This document is approved by the Division of Workers' Compensation administrative director.

Please visit the Division of Workers' Compensation Web site at:
www.dwc.ca.gov or call 1-800-736-7401
Department of Industrial Relations 1515 Clay Street, 17th Floor Oakland, CA 94612

Revised 2/01/2024 and effective for dates of injuries on or after 1/1/13.

WHEN A WORK INJURY OCCURS:

- Quickly seek first aid
- Call 9-1-1 for help immediately in emergency medical care is needed
- Immediately report injuries to your supervisor

Workers' compensation insurance company or if employer is self-insured, person responsible for handling the claim is:

Athens Administration
Address: PO Box 696
Concord, CA 94522-0696
Phone: 925-482-3535

MPN Website:

<https://www.medexadvantage.com/athens/>

MPN Effective Date: 7/1/2019

MPN ID: 2437

For non-emergency medical care, contact your employer, the WC claims administrator, or go to one of these facilities:
Sutter Gould Medical

For help location an MPN physician, call or email your MPN access assistant at:

1-888-509-1474
MAA@medexhco.com

For MPN Questions, call:

1-866-482-3535
Or email lfarlander@athensadmin.com

Information & Assistance Office:

2550 Mariposa Mall, Room 5005
Fresno, CA 93721-2219
1-559-445-5355

PREDESIGNATION OF PERSONAL PHYSICIAN

In the event you sustain an injury or illness related to your employment, you may be treated for such injury or illness by your personal medical doctor (M.D.), doctor of osteopathic medicine (D.O.) or medical group if:

- on the date of your work injury you have health care coverage for injuries or illnesses that are not work related;
- the doctor is your regular physician, who shall be either a physician who has limited his or her practice of medicine to general practice or who is a board-certified or board-eligible internist, pediatrician, obstetrician-gynecologist, or family practitioner, and has previously directed your medical treatment, and retains your medical records;
- your "personal physician" may be a medical group if it is a single corporation or partnership composed of licensed doctors of medicine or osteopathy, which operates an integrated multispecialty medical group providing comprehensive medical services predominantly for nonoccupational illnesses and injuries;
- prior to the injury your doctor agrees to treat you for work injuries or illnesses;
- prior to the injury you provided your employer the following in writing: (1) notice that you want your personal doctor to treat you for a work-related injury or illness, and (2) your personal doctor's name and business address.

You may use this form to notify your employer if you wish to have your personal medical doctor or a doctor of osteopathic medicine treat you for a work-related injury or illness and the above requirements are met.

NOTICE OF PREDESIGNATION OF PERSONAL PHYSICIAN: (Employee: Complete this section)

To (name of Employer): _____

If I have a work-related injury or illness, I choose to be treated by:
 (name of doctor, _____
 M.D., D.O., or medical group) _____
 (street address, city, state, ZIP) _____

Employee Name (please print): _____

Employee address: _____

Name of Insurance Company, _____
 Plan, or Fund providing health _____
 coverage for nonoccupational _____
 injuries or illnesses: _____

Employee's Signature: _____ Date: _____

PHYSICIAN: I AGREE TO THIS PREDESIGNATION:

(Physician or Designated Employee of the Physician or Medical Group)

Signature: _____ Date: _____

The physician is not required to sign this form, however, if the physician or designated employee of the physician or medical group does not sign, other documentation of the physician's agreement to be predesignated will be required pursuant to Title 8, California Code of Regulations, section 9780.1 (a)(3).

NOTICE OF PERSONAL CHIROPRACTOR OR PERSONAL ACUPUNCTURIST

If your employer or your employer's insurer does not have a Medical Provider Network, you may be able to change your treating physician to your personal chiropractor or acupuncturist following a work-related injury or illness. In order to be eligible to make this change, you must give your employer the name and business address of a personal chiropractor or acupuncturist in writing prior to the injury or illness. Your claims administrator generally has the right to select your treating physician within the first 30 days after your employer knows of your injury or illness. After your claims administrator has initiated your treatment with another doctor during this period, you may then, upon request, have your treatment transferred to your personal chiropractor or acupuncturist.

NOTE: If your date of injury is January 1, 2004 or later, a chiropractor cannot be your treating physician after you have received 24 chiropractic visits unless your employer has authorized additional visits in writing. The term "chiropractic visit" means any chiropractic office visit, regardless of whether the services performed involve chiropractic manipulation or are limited to evaluation and management. Once you have received 24 chiropractic visits, if you still require medical treatment, you will have to select a new physician who is not a chiropractor. This prohibition shall not apply to visits for postsurgical physical medicine visits prescribed by the surgeon, or physician designated by the surgeon, under the postsurgical component of the Division of Workers' Compensation's Medical Treatment Utilization Schedule.

You may use this form to notify your employer of your personal chiropractor or acupuncturist.

YOUR CHIROPRACTOR OR ACUPUNCTURIST'S INFORMATION:

Name of chiropractor or
acupuncturist:

Street address, city,
state, zip code:

Telephone number:

Employee Name (please print):


Employee address:

Employee's Signature:

Date:



Información Acerca de Compensación del Trabajador



PO Box 696
Concord, CA 94522-0696
925-482-3535

En vigor para las fechas de lesiones a partir
del 1 de enero de 2013 –
Revisado el 1 de febrero de 2024

Aprobado por la División de Compensación del Trabajador ©
Athens Administrators. Todos los derechos reservados

Este aviso, o uno similar que haya sido aprobado por el Director Administrativo, deben entregarse a todos los empleados recién contratados en el estado de California. Los empleadores y administradores de reclamos pueden utilizar el contenido de este documento y colocar en él sus logotipos e información adicional. El contenido de este folleto se aplica a todos los accidentes de trabajo ocurridos a partir del 1 de enero de 2013.

¿QUÉ ES LA COMPENSACIÓN DE TRABAJADORES?

Si se lesiona en el trabajo, su empleador está obligado por ley a pagarle beneficios de compensación de trabajadores. Podría resultar herido por:

Un suceso en el trabajo.
Ejemplos: hacerse daño en la espalda en una caída, quemarse con un producto químico que le salpique la piel o lesionarse en un accidente de automóvil mientras hace repartos.

OR

Exposiciones repetidas en el trabajo. Ejemplos: lastimarse la mano, la espalda u otra parte del cuerpo por hacer el mismo movimiento repetido o perder la audición por ruidos fuertes y constantes.

OR

Delitos en el lugar de trabajo. Ejemplos: resulta herido en un atraco a una tienda, es agredido físicamente por un cliente descontento.

LA DISCRIMINACIÓN ES ILEGAL

Según la sección 132a del Código Laboral, es ilegal que su empleador lo castigue o despidan porque usted:

- Presenta un reclamo de compensación de trabajadores
- Tiene intención de presentar un reclamo de compensación de trabajadores
- Concilia un reclamo de compensación de trabajadores
- Testifica o tiene intención de testificar por otro trabajador lesionado

Si se determina que su empleador lo ha discriminado, puede ordenársele que lo reincorpore a su puesto de trabajo; su empleador también puede verse obligado a pagar los salarios perdidos, el aumento de los beneficios de compensación por accidentes laborales y los costos y gastos establecidos por la legislación estatal.

¿CUÁLES SON LOS BENEFICIOS?

Atención médica: pagada por su empleador para ayudarlo a recuperarse de una lesión o enfermedad causada por el trabajo. Las visitas al médico, los servicios hospitalarios, la fisioterapia, las pruebas de laboratorio y las radiografías son algunos de los servicios médicos que pueden prestarse; estos servicios deben ser necesarios para tratar su lesión. Existen límites para algunos servicios, como la fisioterapia, la terapia ocupacional y la quiropráctica.

Beneficios por discapacidad temporal (Temporary Disability, TD): pagos si pierde salario porque su lesión le impide realizar su trabajo habitual mientras se recupera. El monto que puede recibir es de hasta dos tercios de su salario. Existen límites mínimos y máximos de pago establecidos por la legislación estatal; se le pagará cada dos semanas si es elegible. Para la mayoría de las lesiones, los pagos no pueden superar las 104 semanas en un plazo de cinco años a partir de la fecha de la lesión. La discapacidad temporal (TD) finaliza cuando vuelve al trabajo, o cuando el médico le da el alta para trabajar o dice que su lesión ha mejorado todo lo que va a mejorar.

Beneficios por discapacidad permanente (Permanent Disability, PD): pagos si no se recupera del todo. se le pagará cada dos semanas si es elegible. Existen tasas de pago semanales mínimos y máximos establecidos por la legislación estatal; el monto del pago se basa en:

- Los informes médicos de su doctor.
- Su edad.
- Su profesión.

Beneficio suplementario por el desplazamiento de trabajo (Supplemental Job Displacement Benefits, SJDB): se trata de un vale de hasta \$6,000 que puede utilizar para volver a capacitarse o mejorar sus conocimientos en una escuela aprobada, para libros, herramientas, licencias o tarifas de certificación, u otros recursos que lo ayuden a encontrar un nuevo empleo; Es elegible a este vale si:

- Tiene una discapacidad permanente.
- Su empleador no le ofrece un trabajo regular, modificado o alternativo, **dentro de los 60 días** posteriores a que el administrador de reclamos reciba un informe médico que indique que usted ha logrado una recuperación médica máxima.

Programa Suplementario de Regreso al Trabajo (Return-to-Work Supplemental Program, RTWSP):

para las fechas de lesión después del 1 de enero de 2013, usted puede calificar para dinero adicional del programa de la División de Compensación de Trabajadores conocido como el Programa Suplementario de Regreso al Trabajo (RTWSP) si usted recibió el vale de los Beneficios Suplementarios por el Desplazamiento de Trabajo (SJDB). Si tiene alguna pregunta o cree que reúne los requisitos, póngase en contacto con la Unidad de Información y Asistencia llamando al 1-800-736-7401 o visite el sitio web: <https://www.dir.ca.gov/RTWSP/RTWSP.html>

Beneficios por muerte: pagos a su cónyuge, hijos u otras personas a su cargo si fallece a causa de una lesión o enfermedad laboral. El monto del pago depende del número de personas a cargo. El beneficio se paga cada dos semanas a una tasa de, como mínimo, **\$224 semanales**; además, la compensación de trabajadores prevé un subsidio de sepelio.

OTROS BENEFICIOS

Puede presentar un reclamo ante el Departamento de Desarrollo del Empleo (Employment Development Department, EDD) para obtener beneficios estatales por discapacidad cuando los beneficios de compensación de trabajadores se retrasen, denieguen o hayan finalizado. Hay restricciones de tiempo, así que para más información póngase en contacto con la oficina local del EDD o visite su sitio web: www.edd.ca.gov.

EL FRAUDE EN LA COMPENSACIÓN DE TRABAJADORES ES DELITO

Toda persona que realice o haga realizar cualquier declaración deliberadamente falsa con el fin de obtener o denegar beneficios o pagos de compensación de trabajadores es culpable de un delito grave; si es declarada culpable, la persona tendrá que pagar multas de hasta \$150,000 o cumplir hasta cinco años de cárcel.

¿QUÉ DEBO HACER SI TENGO UNA LESIÓN?

Informe la lesión a su empleador: Informe inmediatamente a su supervisor, por leve que sea la lesión; no se demore, hay plazos. Puede perder el derecho a los beneficios si su empleador no se entera de su lesión en un plazo de 30 días. Si su lesión o enfermedad se desarrolla con el tiempo, notifíquelo en cuanto sepa que ha sido causada por su trabajo. Si no puede informar al empleador o no tiene noticias del administrador de reclamos después de haber informado sobre su lesión, comuníquese usted mismo con el administrador de reclamos.

Puede encontrar el nombre de la compañía de seguros de compensación de trabajadores de su empleador en www.caworkcompcoverage.com. Si no existe cobertura o ésta ha expirado, póngase en contacto con la División de Cumplimiento de las Normas Laborales en www.dir.ca.gov/DLSE ya que todos los empleados deben tener cobertura por ley.

Reciba tratamiento de urgencia si es necesario:

Si se trata de una urgencia médica, acuda de inmediato a urgencias. Informe al proveedor médico que lo atiende de que su lesión está relacionada con el trabajo. Su empleador puede indicarle dónde acudir para recibir tratamiento.

Rellene el formulario de reclamos DWC 1 y

entregueselo a su empleador: Su empleador debe entregarle un Formulario de reclamos DWC 1 en el plazo de un día hábil tras conocer su lesión o enfermedad. Rellene la parte correspondiente al empleado, fírmela y devuélvala a su empleador. A continuación, su empleador presentará el reclamo al administrador de reclamos. Su empleador debe autorizar el tratamiento en el plazo de un día hábil a partir de la recepción del **formulario de reclamos DWC 1**. Si la lesión se debe a exposiciones repetidas, dispone **de un año** desde el momento en que se dio cuenta de que su lesión estaba relacionada con el trabajo para presentar un reclamo.

En ambos casos, puede recibir hasta \$10,000 en concepto de atención médica pagada por el empleador hasta que se acepte o deniegue su reclamo. El administrador de reclamos tiene hasta 90 días para decidir si acepta o rechaza su reclamo; de lo contrario, su caso se presume pagadero. Su empleador o el administrador de reclamos le enviarán "avisos de beneficios" que le informarán de la situación de su reclamo.

MÁS SOBRE LA ATENCIÓN MÉDICA

¿Qué es un médico tratante principal (Primary Treating Physician, PTP)? Es el médico responsable del tratamiento de su lesión o enfermedad. Él o ella pueden ser:

- El médico que nombra por escrito antes de lesionarse en el trabajo.
- Un médico de la red de proveedores médicos (Medical Provider Network, MPN).
- El médico elegido por su empleador durante los 30 primeros días de la lesión si su empleador no dispone de una MPN.
- El médico que haya elegido después de los primeros 30 días si su empleador no dispone de una MPN.

¿Qué es una red de proveedores médicos (MPN)?

Una MPN es un grupo selecto de proveedores de atención médica que tratan a trabajadores

lesionados. Consulte a su empresa si utiliza una MPN. Si no ha nombrado a un médico antes de lesionarse y su empleador utiliza una MPN, acudirá a un médico de la MPN; después de su primera visita, es libre de elegir otro médico de la lista de la MPN.

¿Qué es la designación previa? La designación previa es cuando nombra a su médico habitual para que lo trate si se lesiona en el trabajo. El médico debe ser doctor en medicina (Medical Doctor, MD), doctor en medicina osteopática (Doctor of Osteopathic Medicine, DO) o un grupo médico con un MD o DO. Debe nombrar a su médico por escrito antes de lesionarse o enfermarse; puede designar previamente a un médico si tiene cobertura de atención médica para lesiones y enfermedades no laborales. El médico debe:

- Haberlo tratado.
- Haber mantenido su historial y expedientes médicos antes de la lesión.
- Haber acordado tratarlo por una lesión o enfermedad relacionada con el trabajo antes de que se lesionara o enfermara.

Puede utilizar el formulario de "designación previa de médico personal" incluido en este folleto. Después de rellenar el formulario, no olvide entregárselo a su empleador; si su empleador no tiene una MPN aprobada, puede nombrar a su quiropráctico o acupunturista para que le trate las lesiones relacionadas con el trabajo. El aviso del quiropráctico o acupunturista personal debe hacerse por escrito antes de que se lesione. Puede utilizar el formulario incluido en este folleto; Después de rellenar el formulario, no olvide entregárselo a su empleador;

Con algunas excepciones, la ley estatal no permite que un quiropráctico siga siendo su médico

tratante después de 24 consultas. Una vez que haya recibido 24 consultas quiroprácticas, si sigue necesitando tratamiento médico, tendrá que elegir un nuevo médico que no sea quiropráctico. Por "consulta quiropráctica" se entiende cualquier visita a un consultorio quiropráctico, independientemente de que los servicios prestados impliquen manipulación quiropráctica o se limiten a evaluación y gestión.

Las excepciones a las 24 consultas incluyen las consultas de medicina física posquirúrgicas prescritas por el cirujano, o el médico designado por el cirujano, en virtud del componente posquirúrgico del Programa de Utilización de Tratamientos Médicos de la División de Compensación por Accidentes Laborales, o si su empleador ha autorizado consultas adicionales por escrito.

¿Y SI HAY ALGÚN PROBLEMA?

Si tiene alguna preocupación, dígalo. Hable con su empleador o con el administrador de reclamos que tramita su reclamo e intente resolver el problema; si esto no funciona, pida ayuda probando lo siguiente:

Póngase en contacto con la Unidad de Información y Asistencia (Information and Assistance, I&A) de la División de Compensación de Trabajadores: Division of Workers' Compensation, DWC). Las 24 oficinas de la DWC repartidas por todo el estado ofrecen información y asistencia sobre derechos, beneficios y obligaciones en virtud de las leyes de compensación por accidentes laborales de California. Los funcionarios de la I&A ayudan a resolver conflictos sin procedimientos formales. Su meta es conseguirle beneficios

completos y a tiempo; sus servicios son gratuitos. Para ponerse en contacto con la Unidad de I&A más cercana, visite www.dir.ca.gov/dwc/ianda.html o llame al 1-800-736-7401.

Consulte con un abogado:

La mayoría de los abogados ofrecen una consulta gratuita. Si decide contratar a un abogado, sus honorarios pueden deducirse de algunos de sus beneficios. Para obtener los nombres de los abogados de compensación por accidentes laborales, llame al Colegio de Abogados del Estado de California al 1-415-538-2120 o visite su sitio web en www.californiaspecialist.org. También puede obtener una lista de abogados en la Unidad de I&A local llamando al 1-800-736-7401.

ADVERTENCIA

Es posible que su empleador no le pague la compensación de trabajadores si se lesiona en una actividad recreativa, social o deportiva voluntaria fuera del trabajo que no forme parte de sus obligaciones laborales.

También puede tener otros derechos en virtud de la Ley federal de Americanos con Discapacidades (Americans with Disabilities Act, ADA) o la Ley de Justicia en el Empleo y la Vivienda (Fair Employment and Housing Act, FEHA) de California. Para obtener más información, póngase en contacto con el Departamento de Derechos Civiles (Civil Rights Department, CRD) de California, llamando al 1-800-884-1684, o con la Comisión para la Igualdad de Oportunidades en el Empleo (Equal Employment Opportunity Commission, EEOC), llamando al 1-800-669-4000.

La información contenida en este folleto se ajusta a los requisitos informativos que figuran en las secciones 3551 y 3553 del Código Laboral y en las secciones 9880 y 9883 del título 8 del Código de Reglamentos de California. Este documento ha sido aprobado por el director administrativo de la División de Compensación de Trabajadores.

Visite el sitio web de la División de Compensación de Trabajadores
www.dwc.ca.gov o llame al 1-800-736-7401
Departamento de Relaciones Industriales
1515 Clay Street, 17th Floor
Oakland, CA 94612

En vigor para las fechas de lesiones a partir del 1 de enero de 2013 – Revisado el 1 de febrero de 2024

CUANDO OCURRE UNA LESIÓN EN EL TRABAJO:

- Busque rápidamente primeros auxilios.
- Llame al 9-1-1 para solicitar ayuda inmediata, si es una emergencia, se requiere atención médica.
- Reporte inmediatamente cualquier incidente, lesión ocurrido a su supervisor

Compañía de seguros de compensación para trabajadores si el empleador está autoasegurado, la persona responsable de la gestión de la reclamación es:

Athens Administration
Dirección: PO Box 696
Concord, CA
Teléfono: 925-482-3535

MPN Website:

<https://www.medexadvantage.com/athens/>

MPN será efectiva a partir desde el: 7/1/2019

El Número de identificación de la MPN: 2437

Para atención médica que no sea de emergencia, comuníquese con su empleador, el administrador de reclamos de WC, o diríjase a una de estas instalaciones:

Sutter Gould Medical (Médico Sutter Gould)

Si necesitas ayuda en localizar un médico dentro de la MPN, llame al asistente de acceso de tu MPN:

1-888-509-1474

MAA@medexhco.com

Para cualquier pregunta acerca de la MPN, llama al:

1-866-482-3535

Or email lfarlander@athensadmin.com

Oficina de Información y Asistencia:

2550 Mariposa Mall, Room 5005
Fresno, CA 93721-2219
1-559-445-5355

DESIGNACIÓN PREVIA DEL MÉDICO PERSONAL

En caso de que sufra una lesión o enfermedad relacionada con su empleo, podrá ser tratado de dicha lesión o enfermedad por su doctor en medicina (MD) personal, médico osteópata (DO) o grupo médico si:

- en la fecha de su accidente laboral tiene cobertura de atención médica por lesiones o enfermedades no relacionadas con el trabajo;
- el médico es su médico habitual, que será un médico que haya limitado su ejercicio de la medicina a la práctica general o que sea internista, pediatra, ginecólogo-obstetra o médico de familia colegiado o habilitado, y que haya dirigido previamente su tratamiento médico y conserve su historial médico;
- su "médico personal" puede ser un grupo médico si se trata de una sola corporación o sociedad compuesta por médicos licenciados

en medicina u osteopatía, que gestiona un grupo médico multiespecialidad integrado que presta servicios médicos integrales predominantemente para enfermedades y lesiones no profesionales;

- antes de la lesión, su médico acepta tratarlo por lesiones o enfermedades laborales;
- antes de producirse la lesión, facilitó por escrito a su empleador la siguiente información: (1) aviso de que desea que su médico personal lo atienda por una lesión o enfermedad relacionada con el trabajo y (2) el nombre y la dirección profesional de su médico personal.

Puede utilizar este formulario para avisar a su empleador si desea que su médico personal o un médico osteópata lo atienda por una lesión o enfermedad relacionada con el trabajo y se cumplen los requisitos anteriores.

AVISO DE DESIGNACIÓN PREVIA DEL MÉDICO PERSONAL: (Empleado: Complete esta sección.)

Para (nombre del empleador): _____

Si tengo una lesión o
enfermedad relacionada con el
trabajo, elijo ser tratado por:

(nombre del médico
MD, DO o grupo médico)
(dirección, ciudad, estado, código
postal, número de teléfono)

Nombre del empleado (en letra
de imprenta): _____

Dirección del empleado: _____

Nombre de la compañía de
seguros, plan o fondo que brinda
cobertura de atención médica
para lesiones o
enfermedades no profesionales: _____

Firma del empleado: _____

Fecha: _____

MÉDICO: ESTOY DE ACUERDO CON ESTA DESIGNACIÓN PREVIA:

(Médico o empleado designado del médico o grupo médico)

Firma: _____

Fecha: _____

El médico no está obligado a firmar este formulario, sin embargo, si el médico o empleado designado del médico o grupo médico no firma, se requerirá otra documentación del acuerdo del médico para ser predesignado de conformidad con el título 8 del Código de Reglamentos de California, sección 9780.1 (a) (3).

AVISO DE QUIROPRÁCTICO PERSONAL O ACUPUNTURISTA PERSONAL

Si su empleador o la aseguradora de su empleador no disponen de una red de proveedores médicos, es posible que pueda cambiar su médico tratante por su quiropráctico o acupunturista personal tras una lesión o enfermedad laboral. Para ser elegible para este cambio, debe comunicar por escrito a su empleador el nombre y la dirección profesional de un quiropráctico o acupunturista personal antes de la lesión o enfermedad. Por lo general, su administrador de reclamos tiene derecho a seleccionar a su médico tratante dentro de los primeros 30 días después de que su empleador tenga conocimiento de su lesión o enfermedad; después de que el administrador de reclamos haya iniciado su tratamiento con otro médico durante este periodo, podrá, previa solicitud, transferir su tratamiento a su quiropráctico o acupunturista personal.

NOTA: si su fecha de lesión es el 1.º de enero de 2004 o posterior, un quiropráctico no puede ser su médico tratante después de que haya recibido 24 consultas quiroprácticas, a menos que su empleador haya autorizado por escrito consultas adicionales. Por "consulta quiropráctica" se entiende cualquier visita a un consultorio quiropráctico, independientemente de que los servicios prestados impliquen manipulación quiropráctica o se limiten a evaluación y gestión. Una vez que haya recibido 24 consultas quiroprácticas, si sigue necesitando tratamiento médico, tendrá que elegir un nuevo médico que no sea quiropráctico. Esta prohibición no se aplicará a las consultas de medicina física posquirúrgica prescritas por el cirujano, o el médico designado por el cirujano, en virtud del componente posquirúrgico del Programa de Utilización de Tratamientos Médicos de la División de Compensación de trabajadores.

Puede utilizar este formulario para notificar a su empleador su quiropráctico o acupunturista personal.

INFORMACIÓN SOBRE SU QUIROPRÁCTICO O ACUPUNTURISTA::

Nombre del quiropráctico
o acupunturista: _____

Dirección, ciudad,
estado, código postal: _____

Número de teléfono: _____

Nombre del empleado
(en letra de imprenta): _____

Dirección del empleado: _____

Firma del empleado: _____ Fecha: _____



Yosemite Community College District
Human Resources

TO: New Employees
FROM: Benefits Office
RE: On the Job Injury Procedure

Here's how it works:

If an injury is not a medical emergency, the employee should report the injury to their supervisor and telephone COMPANY NURSE® at 1-855-770-4482. They will speak with a Registered Nurse who will assist the employee with his or her medical needs and expedite the claims processing. The nurse receiving the call will triage the injury as follows:

- Incident report only, no treatment needed – Employee returns to work
- Minor first aid-Nurse will give self-care advice – Employee returns to work, same or next shift
- Requires further medical care – Nurse refers employee to seek treatment at designated clinic/physician.
- Emergency – Call 911 – Seek emergency treatment immediately

The COMPANY NURSE® HOTLINE is available 24 hours per day, seven days per week.

- Company Nurse® will complete a report of injury and email it to the Benefits Office and corresponding areas.
- Company Nurse® will handle all initial reporting of employee incidents. It is important to report all incidents no matter how minor. This protects the employee's rights under worker's compensation and insures they receive appropriate medical care.

The advantage of a medical professional assisting in the reporting mechanism is to ensure that the injured employee received the best available treatment appropriate to the injury. Furthermore, employees will receive instant telephonic first aid advise from a Registered Nurse any time of the day or night.

Your cooperation and participation is appreciated. Please do not hesitate to contact Jennifer Carrigg (209) 575-6915 or Midory Cruz (209) 575-6964 in the Benefits Office with any questions.

IN CASE OF LIFE OR LIMB THREATENING EMERGENCY, DIAL 911

Yosemite Community College District

CSEA, Chapter 420

April 4, 2025

TO: YCCD Classified Professionals

SUBJECT: 2025-2026 Holiday Schedule & Winter Closure

This notice provides the schedule of holidays for 2025-2026 (attached), as well as the 2025 Winter Closure schedule.

Winter Holiday schedule:

The District and College offices will close from Wednesday, December 24 through Thursday, January 1. Normal work schedules will resume **Friday, January 2, 2026**

Wednesday, December 24 - Christmas Eve

Thursday, December 25 - Christmas Day

Wednesday, December 31 - In-lieu day (Admissions Day)

Thursday, January 1 - New Year's Day

For the three duty days during the Winter Closure, full-time classified unit members will be granted three days of paid leave. For full-time classified employees with Monday through Friday schedules, the three days of paid leave will be **Friday, December 26; Monday, December 29; and Tuesday, December 30**. Classified employees with alternate schedules (other than Monday through Friday), are also eligible and may consult with their supervisor for the appropriate dates.

Classified part-time unit members whose normal work assignments are during the Winter Closure period are eligible for paid leave, and will be granted up to three work days of paid leave, prorated to their percentage of employment.

Classified employees who work less than 12 months per year and whose assignments are normally inactive during the Winter break period, are ineligible for paid leave but may use vacation or comp time during this period.

Yosemite Community College District:

CSEA, Chapter 420:

Kathren Pritchard
Senior Director, Human Resources

Sabino Salas
President, CSEA, Chapter 420

cc: Leadership Team

**YOSEMITE COMMUNITY COLLEGE DISTRICT
CLASSIFIED AND MANAGEMENT EMPLOYEES
SCHEDULE OF HOLIDAYS
2025-2026**

Independence Day (Observed)	Thursday, July 3, 2025
Labor Day	Monday, September 1, 2025
Native American Day	Friday, September 26, 2025
Veteran's Day	Tuesday, November 11, 2025
Thanksgiving Day	Thursday, November 27, 2025
Day following Thanksgiving	Friday, November 28, 2025
Christmas Eve	Wednesday, December 24, 2025
Christmas Day	Thursday, December 25, 2025
Day in lieu of Admission Day	Wednesday, December 31, 2025
New Year's Day	Thursday, January 1, 2026
Martin Luther King Jr. Day	Monday, January 19, 2026
Lincoln Holiday (Observed)	Friday, February 13, 2026
Washington Holiday	Monday, February 16, 2026
Cesar Chavez Day	Tuesday, March 31, 2026
Memorial Day	Monday, May 25, 2026
Juneteenth Holiday (Observed)	Thursday, June 18, 2026
Floating Holiday *	For use during the work year (July 1 – June 30)

The District/Colleges will be closed from Wednesday, December 24, through Thursday, January 1. Classified employees who would normally be on duty during the Christmas closure period may be eligible for up to three (3) days paid leave. Please see the holiday memo for details regarding the three days of paid leave.

*Per the CSEA Contract and Leadership Team Handbook, Classified Employees and Leadership Team members shall be provided the former Spring Day Holiday as a Floating Holiday (up to 8 hours) for use during the work year (July 1 to June 30). Scheduling of the Floating Holiday shall be at the unit member's request and administrative approval.



Yosemite Community College District Human Resources

Your Health Coverage Options & Covered California

The intent of this document is to provide general, not specific, information regarding the provisions of Affordable Care Act (ACA). It should not be construed as, nor is it intended to provide, legal or financial advice.

As a part of the Affordable Care Act (ACA) that was passed in 2010, employers are required to provide this notice to all employees regardless of whether or not they are eligible to participate in Employment-Based Health Plans.

Under the ACA, beginning January 1, 2014 individuals will be required to have minimum essential health coverage, or else be subject to a penalty. This is referred to as the "individual mandate." The Health Insurance Marketplace is intended to help individuals meet the individual mandate requirement by providing another place to purchase coverage, and possibly qualify for federal assistance to do so. Information and details are available at HealthCare.gov

In California, the Health Insurance Marketplace is called "[Covered California](http://www.coveredca.com)." To assist you as you evaluate options for you and your family, this notice provides some basic information about Covered California and employment based health coverage offered by Yosemite Community College District, Employer Identification Number (EIN): 52-1566989.

Covered California is designed to help you find health insurance that meets your needs and fits your budget. Covered California offers "one-stop shopping" to find and compare private health insurance options. You may also be eligible for a new kind of tax credit that lowers your monthly premium right away. You are not required to purchase health coverage through Covered California, and may obtain health coverage from other sources.

You may qualify to save money and lower your monthly premium, but only if your employer does not offer coverage, or offers coverage that does not meet certain standards. The savings on your premium that you are eligible for depends on your household income.

If you have an offer of health coverage from your employer that meets certain standards, you will not be eligible for a tax credit through Covered California and may wish to enroll in your employer's health plan, if you are eligible. (Just because you received this notice does not mean you are eligible for the Yosemite Community College District health plan.) However, you may be eligible for a tax credit that lowers your monthly premium, or a reduction in certain cost-sharing, if your employer does not offer coverage to you at all or does not offer coverage that meets certain standards. If your cost for self-only coverage under the Yosemite Community College District health plan is more than 9.5% of your household income for the year, or if the coverage your employer provides does not meet the "minimum value" standard set by the Affordable Care Act, you may be eligible for a tax credit. An employer-sponsored health plan meets the "minimum value standard" if the plan's share of the total allowed benefit costs covered by the plan is no less than 60 percent of such cost.

Note: If you purchase a health plan through Covered California instead of accepting health coverage offered by your employer, then you may lose the employer contribution (if any) to the employer-offered coverage. Also, this employer contribution - as well as your employee contribution (if any) to employer-offered coverage - is often excluded from income for Federal and State income tax purposes. Your payments for coverage through Covered California are made on an after-tax basis.

For more information about coverage offered through Covered California please visit www.coveredca.com. Covered California can help you evaluate your coverage options, including your eligibility for coverage through Covered California and its cost. You will also be able to obtain an online application for health insurance coverage. If you decide to complete an application for coverage through Covered California, you will be asked to provide certain information about the health coverage offered by Yosemite Community College District. You can obtain this information by contacting the individual listed above.

For more information about coverage offered by Yosemite Community College District, please check your summary plan description or contact: yccdbenefits@yosemite.edu, 2201 Blue Gum Avenue Phone: (209)575-6981.

When will I get paid?



Full-Time Faculty

Full-Time Classified Staff

Managers/Administrators

Payday

The last working day in the month. Exception: employees do not receive a check in December; it is paid on the first working day in January each year.

Pay Period

Runs from the 1st of the month through the last day of the month.
Example: 9/1/24 - 9/30/24; paid 9/30/24

Part-Time Faculty/Overload

Part-Time Classified Hourly & Short-Term

Community Lifelong Learning

Stipends

Payday

The 10th of the month, unless the 10th falls on a closure day. Example: if the 10th of the month falls on a weekend, the Friday before that weekend is the payday. If the 10th of the month falls on a holiday or a Friday during summer session, payday will be the day before.

Pay Period

Runs from the 1st of the month through the last working day in the month.
Example: 9/1/24 - 9/30/24, paid 10/10/24

Students

Payday

The 10th of the month, unless the 10th falls on a closure day. Example: if the 10th of the month falls on a weekend, the Friday before that weekend is the payday. If the 10th of the month falls on a holiday or a Friday during summer session, payday will be the day before.

Pay Period

The 16th of the month through the 15th of the next month. Example: 8/16/24 - 9/15/24, paid 10/10/24

NOTE: Self Service time entries and/or Pay Claims are due to Payroll on the 18th of each month.

Go to the Payroll Homepage at
<https://www.yosemite.edu/payroll/>
for more information.

NOTE: Information is available for Health and/or Dependent Care FSA. You only have 60 days from date of hire to enroll for the current calendar year.